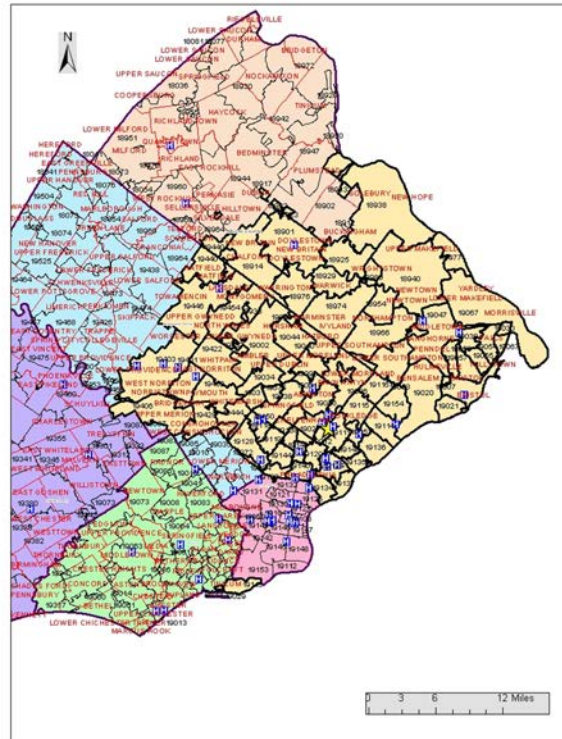




## THE HOSPITAL OF THE FOX CHASE CANCER CENTER COMMUNITY HEALTH NEEDS ASSESSMENT



PREPARED FOR:  
**THE HOSPITAL OF THE FOX CHASE CANCER CENTER**

PREPARED BY:  
**PUBLIC HEALTH MANAGEMENT CORPORATION**  
260 SOUTH BROAD STREET, 18<sup>TH</sup> FLOOR  
PHILADELPHIA, PA 19102

APRIL 2013



## **TABLE OF CONTENTS**

**I. INTRODUCTION** ..... 1

ABOUT THE HOSPITAL OF THE FOX CHASE CANCER CENTER ..... 1

PURPOSE AND METHODOLOGY ..... 1

COMMUNITY DEFINITION ..... 6

COMMUNITY DEMOGRAPHICS ..... 8

EXISTING HEALTH CARE RESOURCES ..... 12

**II. PROCESS AND METHODS** ..... 13

DATA ACQUISITION AND ANALYSIS ..... 13

COMMUNITY REPRESENTATIVES ..... 15

INFORMATION GAPS ..... 16

**III. FINDINGS** ..... 17

HEALTH NEEDS OF THE COMMUNITY ..... 17

HEALTH NEEDS OF SPECIAL POPULATIONS ..... 40

**IV. UNMET COMMUNITY HEALTH NEEDS** ..... 41

UNMET NEEDS AND IDENTIFICATION PROCESS ..... 41

**APPENDICES**

APPENDIX A: COMMUNITY MEETING ATTENDEES

APPENDIX B: CENSUS TABLES

APPENDIX C: VITAL STATISTICS TABLES

APPENDIX D: HOUSEHOLD HEALTH SURVEY TABLES

APPENDIX E: ASSET MAPS

APPENDIX F: SIGNIFICANCE TABLES

APPENDIX G: INFORMATION ON FOX CHASE CANCER CENTER’S TUMOR REGISTRY



---

## I. INTRODUCTION

---

### **ABOUT THE HOSPITAL OF THE FOX CHASE CANCER CENTER**

The Hospital of the Fox Chase Cancer Center is the only hospital in the Southeast Pennsylvania region devoted solely to cancer treatment, research and prevention. Its mission is to prevail over cancer, marshaling heart and mind in bold scientific discovery, pioneering prevention and compassionate care.

Fox Chase Cancer Center, now a member of the Temple University Hospital, was an independent, nonprofit institution formed in 1974 by the union of American Oncologic Hospital (one of the nation's first cancer hospitals, established in 1904) and the Institute for Cancer Research (founded in 1927). In 1974, Fox Chase was among the first institutions to be designated a National Cancer Institute Comprehensive Cancer Center.

Fox Chase Cancer Center is one of only 40 National Cancer Institute (NCI)-designated Comprehensive Cancer Centers in the country. An NCI-designated cancer center means that a center has met NCI standards for cancer prevention, clinical services, or research. A *Comprehensive* Cancer Center meets NCI standards in all three categories. This NCI designation supports research, training, health information dissemination and other programs with respect to the cause, diagnosis, prevention, and treatment of cancer, rehabilitation from cancer, and the continuing care of cancer patients and the families of cancer patients. In addition, Fox Chase physicians and researchers are frequently involved in setting new guidelines for breakthrough medicine and comprehensive care and are involved in setting cancer related strategies at a national level.

### **PURPOSE AND METHODOLOGY**

This report summarizes the results of an assessment of the health status and health care needs of residents of the Abington Memorial Hospital service area. The needs assessment was conducted by Public Health Management Corporation, a private non-profit public health institute. The purpose of the needs assessment is to identify and prioritize community health needs so that the hospital can develop strategies and implementation plans that benefit the public as well as satisfy the requirements of the Affordable Care Act.

This introduction includes a definition of the community assessed in the report, the demographic and socioeconomic characteristics of the residents, and the existing health care resources followed by II. Needs Assessment Process and Methods; III. Findings; and IV. Unmet Community Health Needs. Tables, maps, and a list of community members who participated in the needs assessment are included in the Appendices.

Quantitative information from the U.S. Census, Pennsylvania Department of Health vital statistics, and the Southeastern Pennsylvania Household Health Survey was analyzed for the hospital's service area using the Statistical Program for Social Sciences (SPSS). Frequency distributions were produced for variables for multiple years of data so trends over time could be identified and described. The unmet health care needs for this service area were identified and prioritized by comparing the health status, access to care, health behaviors, and utilization of services for residents of the service area to results for



the county and state and the Healthy People 2020 goals for the nation. In addition, for Household Health Survey measures, tests of significance were conducted to identify and prioritize unmet needs.

PHMC also collaborated with the participating hospitals to identify individuals living and/or working in the communities in the hospitals' service areas who could provide input to the needs assessment as community members, public health experts, and as leaders or persons with knowledge of underserved racial minorities, low income residents, and/or the chronically ill. (For a list of the names, titles, organizations, and area of expertise of community meeting participants, see Appendix A). The participating hospitals and PHMC worked together to obtain meeting venues, contact potential participants, and encourage attendance. Meeting participants were not compensated. Input from the community meeting participants, including county and local health department officials and public health experts, was used to further identify and prioritize unmet needs, local problems with access to care, and populations with special health care needs.

Qualitative information from the community meetings was analyzed by identifying and coding themes common to participants, and also themes that were unique. The resulting analysis was organized into major topic areas related to health status, access to care, special population needs, unmet needs, and health care priorities.

#### **PUBLIC HEALTH MANAGEMENT CORPORATION QUALIFICATIONS**

Public Health Management Corporation (PHMC) is a 501(c)(3) non-profit corporation that was founded in 1972 to address problems in the organization and delivery of health and social services. PHMC is a nonprofit public health institute that creates and sustains healthier communities and envisions a healthy community for all. PHMC uses best practices to improve community health through direct service, partnership, innovation, policy, research, technical assistance, and a prepared workforce.

PHMC's Research and Evaluation Group (REG) was uniquely qualified to provide comprehensive CHNA services to DVHC's not-for-profit member hospitals and facilities. It is the only public health institute in Pennsylvania, has many years' experience collaborating with health care stakeholders, and can facilitate the participation of these diverse groups as required by the ACA. PHMC staff are public health experts who have conducted many CHNAs over the past twenty years for hospitals, health departments, foundations, and other non-profits.

A list of community and population assessments PHMC has completed includes:

- Philadelphia Health Care Trust Needs Assessment, 2011
- School District of Philadelphia Head Start Needs Assessment, 2010
- Jewish Federation of Greater Philadelphia Older Adult Needs Assessment, 2010
- Main Line Area Older Adults Needs Assessment, 2010
- William Penn Foundation Youth Development Initiative Population Studies, 2006, 2008, 2010
- National Nursing Centers Consortium Northeast Philadelphia Needs Assessment, 2009
- Latino Youth Needs Assessment, 2009
- National Children's Study Montgomery County Vanguard Center Needs Assessment, 2008
- Planned Parenthood of Bucks County LGBTQ Needs Assessment, 2007
- Project HOME North Philadelphia Needs Assessment, 2006
- Children's Hospital of Philadelphia Early Head Start Needs Assessment, 2003 and 2006



- Philadelphia Corporation for Aging Older Adults Needs Assessment, 2004
- North Penn (Montco) Community Health Special Populations Needs Assessment, 2003
- North Penn (Montco) Community Health Needs Assessment, 2002
- Brandywine Health Foundation Community Needs Assessment, 2002
- Philadelphia Chinatown Health Needs Assessment, 2001
- Philadelphia Latino Community Health Needs Assessment, 2001
- Burlington County, NJ Homeless Veterans Needs Assessment, 2001
- Phoenixville Community Health Foundation Special Populations Needs Assessment, 2000
- American Red Cross (SEPA Chapter) Needs and Impact Assessments, 1999
- Berwick, Pennsylvania Community Health Needs Assessment, 1999
- East Parkside Needs Assessment, 1999
- Phoenixville Community Health Foundation Needs Assessment, 1999
- City of Philadelphia Office of Housing and Community Development Elderly Housing Needs Assessment, 1997
- Presbyterian Foundation Assisted Living Assessment of West Philadelphia, 1997
- Five County (NJ) Elderly Health Needs Assessment, 1997
- Suburban Camden County Health Needs Assessment, 1997
- Bucks County Community Health Needs Assessment - Quantitative Analysis, 1994; Update, 1997
- Cumberland, Gloucester, and Salem Counties Health Needs Assessments, 1996
- Presbyterian Foundation Assisted Living Assessment of South and North Philadelphia, 1996
- Montgomery County Health Department Maternal and Child Health Needs Assessment - quantitative data analysis, 1996
- Haddington Area Needs Assessment, 1996
- Partnership for Community Health in the Lehigh Valley - implementation phase, 1996
- Delaware Valley Health Care Council Regional Health Profile, 1996
- City of Camden Needs Assessment, 1996
- Paoli Memorial Hospital Needs Assessment, 1994
- Northeast Philadelphia Partnership for a Healthier Community - qualitative data analysis, 1994
- Misericordia Hospital Community Health Needs Assessment - 1993
- Crozer-Keystone Health System, Delaware County Needs Assessment - quantitative data analysis, 1993
- Chester County Title V Maternal and Child Health Needs Assessment - 1993
- Chester County Maternal and Child Health Consortium Needs Assessment 1993
- Bucks County Title V Maternal and Child Health Needs Assessment - 1993

PHMC's CHNA qualifications also include the Southeastern Pennsylvania Community Health Data Base ([www.CHDBdata.org](http://www.CHDBdata.org)), which provides an unmatched set of information on local community health needs that can be used to develop focused findings supported by reliable data. These data can also be used in developing priorities and rationales for strategic plans that are ACA compliant.

The biennial SEPA Household Health Survey collects information on more than 13,000 residents (children, adults, and seniors) living in the five-county SEPA region. The survey is the longest running community health survey in the United States, as well as the largest regional surveys of its kind. REG staff Francine Axler and Lisa R. Kleiner are the co-directors of the community health needs assessment.

**Francine Axler, Senior Research Associate.** Since 1989, Francine has been actively involved in the field of public health and health promotion, specifically in the collection and dissemination of health status,



health behaviors, and utilization of health services data for residents of Southeastern Pennsylvania. Francine is particularly focused on teaching health and human service providers how to utilize community level health data to develop needed, effective and targeted health promotion programs for vulnerable populations. Francine directs PHMC's Community Health Data Base. She has a degree in sociology and a graduate degree in public health education.

**Lisa Kleiner, Senior Research Associate.** For the past twenty-five years, Lisa has worked on a broad range of evaluation, research, and technical assistance projects. Lisa has conducted and coordinated over 25 population and community needs assessments focusing on older adults, racial/cultural minorities, persons with behavioral health needs, homeless families, maternal and child health and other at-risk groups and communities. In addition to this expertise, Lisa has provided training and technical assistance to over 200 organizations to enable them to build their capacity to define and measure program outcomes and impact, tailoring the technical assistance to the specific needs of the organization and staff. Lisa has a law degree and a graduate degree in social work.

**Collaborative Process**

In February 2011, Delaware Valley Healthcare Council of HAP (DVHC), the membership association for hospitals in the five-county region of southeastern Pennsylvania, established a Community Health Needs Assessment Workgroup to assist hospitals in:

- Understanding Affordable Care Act (ACA) requirements and Internal Revenue Service guidance around community health needs assessments.
- Identifying the best resources, tools, and services for conducting needs assessments.

The Workgroup consisted of representatives from the following collaborating hospitals, health systems, and organizations:

<b>Collaborating Organizations</b>
Abington Health
Aria Health
Bucks County Health Improvement Partnership
The Children's Hospital of Philadelphia
Crozer-Keystone Health System
Einstein Healthcare Network
Holy Redeemer
Jefferson Health System
Magee Rehabilitation Hospital
Main Line Health
Mercy Health System of SEPA
Penn Medicine (UPHS)
St. Mary Medical Center
Temple University Health System



The 24-member workgroup included representatives from 13 hospitals and health systems representing 35 (70 percent) of 48 DVHC-member not-for-profit hospital facilities in Bucks, Chester, Delaware, Montgomery, and Philadelphia Counties. The group held a series of meetings to review ACA requirements with policy experts from the American Hospital Association and consider the types of resources that might be needed to conduct needs assessments.

Under the workgroup’s guidance, DVHC developed a scope of work to define the research services and other resources which hospitals might need to assist them in conducting community health needs assessments. Based on the scope of work, DVHC issued a request for proposal to identify highly qualified research partners who could support hospitals in conducting needs assessments.

After a rigorous evaluation process that included extensive input from workgroup members, Public Health Management Corporation (PHMC) was selected as the most appropriate research partner. PHMC’s selection was due in part to their Community Health Data Base’s in-depth, zip-code-level health information for the five-county region. In addition, many hospitals are familiar with this resource and are or have been database subscribers.

With direction and guidance from the workgroup, DVHC and PHMC then collaborated to develop the overall approach to conducting needs assessments for hospitals wishing to participate in the program. Twenty-seven DVHC member facilities participated in the program, as listed below.

- |  |  |
|--|--|
| Abington Memorial Hospital                                   | Holy Redeemer Hospital                     |
| Lansdale Hospital  | Mercy Fitzgerald Hospital                  |
| The Children's Hospital of Philadelphia                      | Mercy Philadelphia Hospital                |
| Crozer-Chester Medical Center                                | Mercy Suburban Hospital                    |
| Delaware County Memorial Hospital                            | Nazareth Hospital                          |
| Springfield Hospital   | St. Mary Medical Center                    |
| Taylor Hospital  | Temple University Hospital                 |
| Doylestown Hospital  | Jeanes Hospital                            |
| Eagleville Hospital  | Fox Chase Cancer Center                    |
| Einstein Medical Center Philadelphia                         | Episcopal Hospital                         |
| Einstein Medical Center Elkins Park                          | Hospital of the University of Pennsylvania |
| Einstein Medical Center Montgomery                           | Pennsylvania Hospital                      |
| MossRehab  | Penn Presbyterian Medical Center           |
| Belmont Behavioral Health Center for Comprehensive Treatment |  |
| Grand View Hospital  |  |



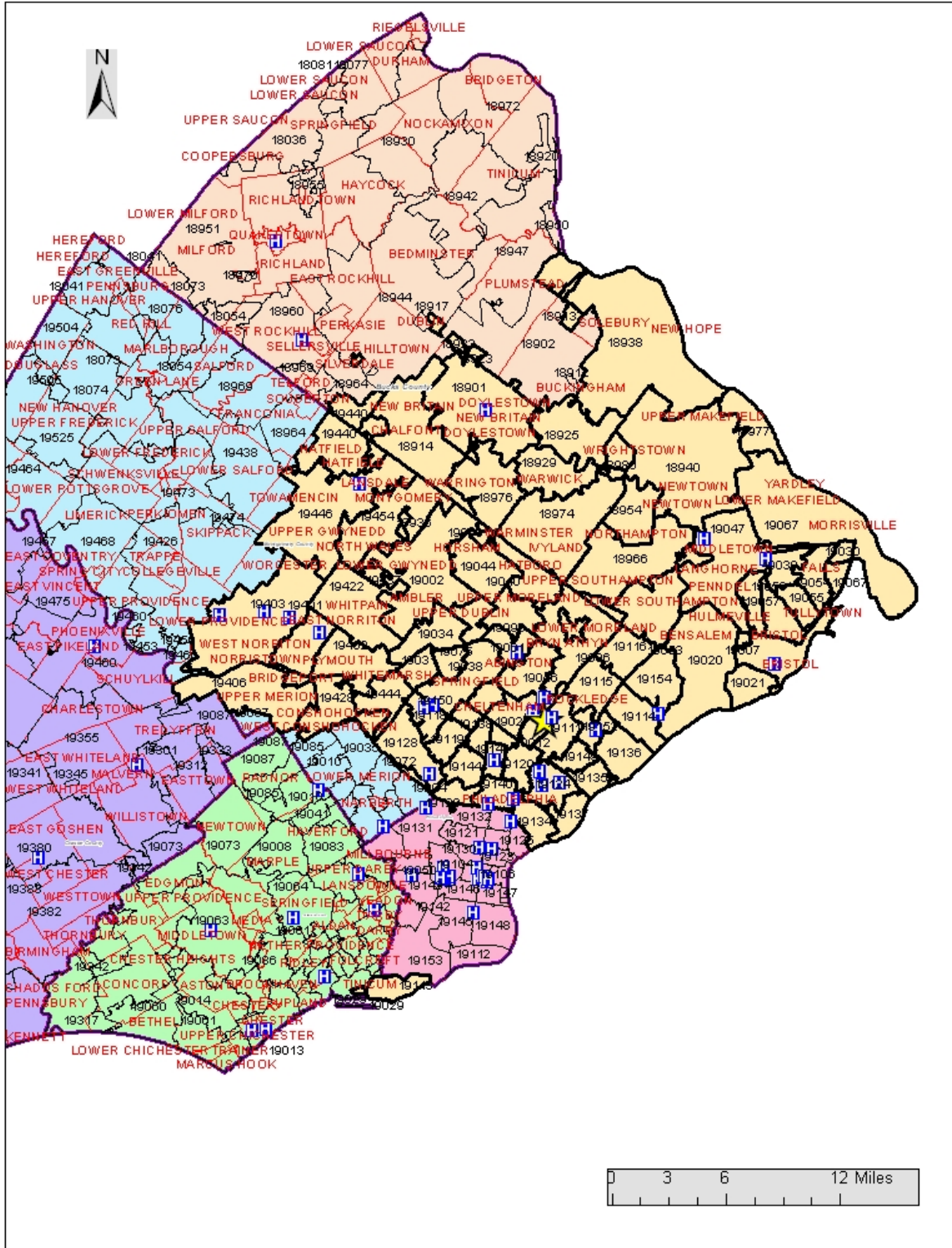
## COMMUNITY DEFINITION

Fox Chase Cancer Center is located in Philadelphia, Pennsylvania. The hospital's service area (2010 Pop. 1,857,000<sup>1</sup>) was defined as the community for the purposes of this assessment. The service area includes the following ZIP codes in Bucks, Montgomery, and Philadelphia Counties, Pennsylvania:

Fox Chase Cancer Center Service Area
18901, 18913, 18914, 18915, 18923, 18925, 18929, 18932, 18933, 18934, 18936, 18938, 18940, 18954, 18962, 18966, 18974, 18976, 18977, 18980, 19001, 19002, 19055, 19006, 19007, 19009, 19012, 19020, 19021, 19025, 19027, 19030, 19031, 19034, 19038, 19040, 19044, 19046, 19047, 19053, 19054, 19056, 19057, 19067, 19075, 19090, 19095, 19111, 19113, 19114, 19115, 19116, 19118, 19119, 19120, 19124, 19126, 19127, 19128, 19129, 19134, 19135, 19136, 19137, 19138, 19140, 19141, 19144, 19149, 19150, 19152, 19154, 19401, 19403, 19405, 19406, 19422, 19428, 19436, 19437, 19440, 19442, 19444, 19446, 19454, 19462, 19477

<sup>1</sup>Source: Nielsen-Claritas Pop-Facts Database and 2010 U.S. Census.







## COMMUNITY DEMOGRAPHICS

This report includes a description of demographic and socioeconomic characteristics of the residents of Fox Chase Cancer Center's service area, as these characteristics are strong indicators of access to health care and good health. (See Appendix B for Census tables.)

### Population Size

**The total population of Fox Chase Cancer Center's service area increased to approximately 1,857,000 residents in 2010 from 1,817,300 residents in 2000.** The service area's population is projected to continue increasing in 2013 and again in 2018.

### Age

In Fox Chase Cancer Center's service area, **nearly one-quarter of residents are between the ages of 0-17 (23%), 35% are 18-44, more than one-quarter are 45-64 (27%), and 14% are 65 or older.**

- When comparing with 2000, the service area saw a decrease in younger residents, age 0-17 and 18-44, and an increase in residents age 45-64.
- The service area, Bucks County, Montgomery County, and Pennsylvania are expected to experience continued trending towards an aging population through 2018; little change in resident age distribution is anticipated for Philadelphia County.

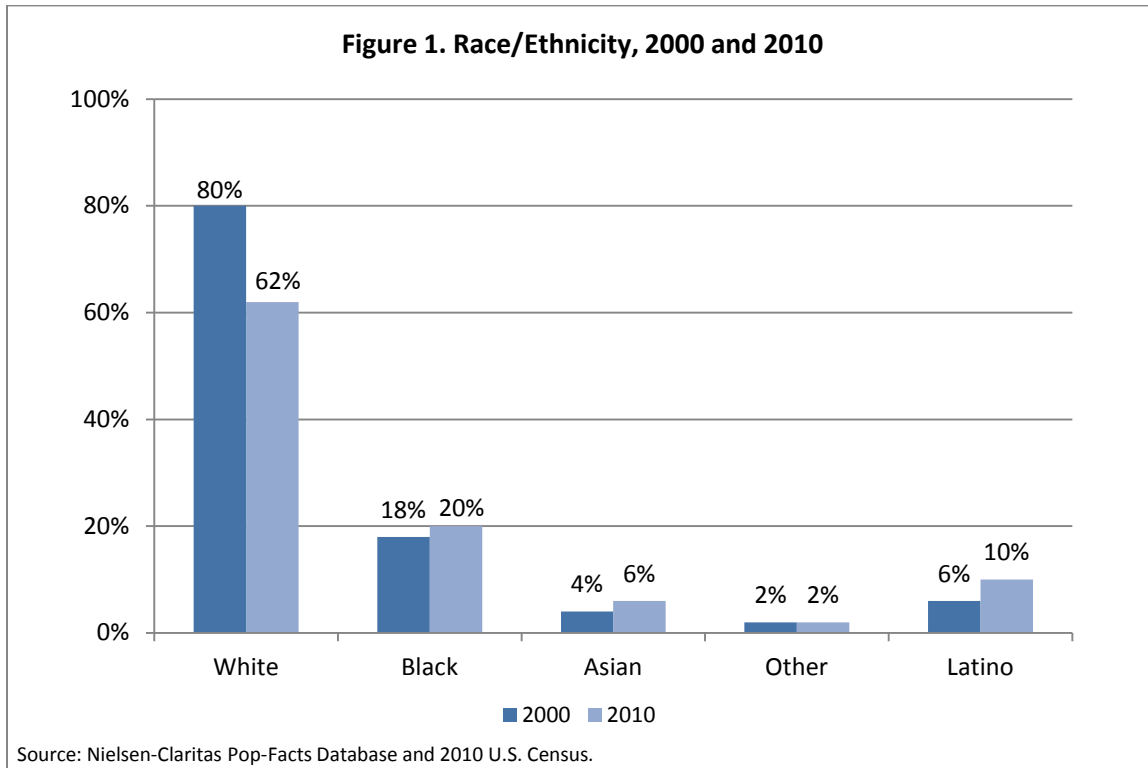
### Gender

**Approximately 48% of the service area's population is male and 52% is female;** these percentages are projected to remain static through 2018 and are comparable with the gender breakdown of Philadelphia, Bucks and Montgomery Counties, as well as Pennsylvania as a whole.

### Race/Ethnicity

**More than six in ten residents of Fox Chase Cancer Center's service area identify as White (62%), one-fifth identify as Black (20%), one-tenth identify as Latino (10%), 6% identify as Asian, and 2% identify as an "other" race/ethnicity.**

- The service area saw some changes in the racial/ethnic identity of its population from 2000 (Figure 1).
- The percentage of non-White residents is projected to continue to increase in 2013 and 2018, while the percentage of White residents continues to decrease.
- The racial/ethnic composition of the service area, Bucks County, Montgomery County, Philadelphia County, and Pennsylvania as a whole all differ from one another.
- Despite these differences in racial and ethnic breakdowns, the changes in racial/ethnic identity of the service area mirror the changes that are taking place on a county and state level with an increasing non-White population.



### *Latino Origin*

**Fox Chase Cancer Center’s service area’s Latino population has grown over time from 6% in 2000 to 10% in 2010.**

- Latino residents most commonly identify as Puerto Rican.
- The Puerto Rican population is projected to continue increasing through 2018.
- There is variation in the percentage of residents who identify as Puerto Rican in the service area, Bucks County, Montgomery County, Philadelphia County, and statewide.

### *Asian Origin*

**Also in the service area, approximately 3% of residents identify as Asian.**

- Asian residents most commonly identify as Indian.
- The percentages of residents identifying in each of the listed categories of Asian origin are comparable between the service area, Bucks, Montgomery and Philadelphia Counties, and the state as a whole.

### Language Spoken at Home

**The majority of residents in Fox Chase Cancer Center’s service area speak English at home (84%), 6% speak Spanish, 3% speak an Asian language, and 7% speak an “other” language.**

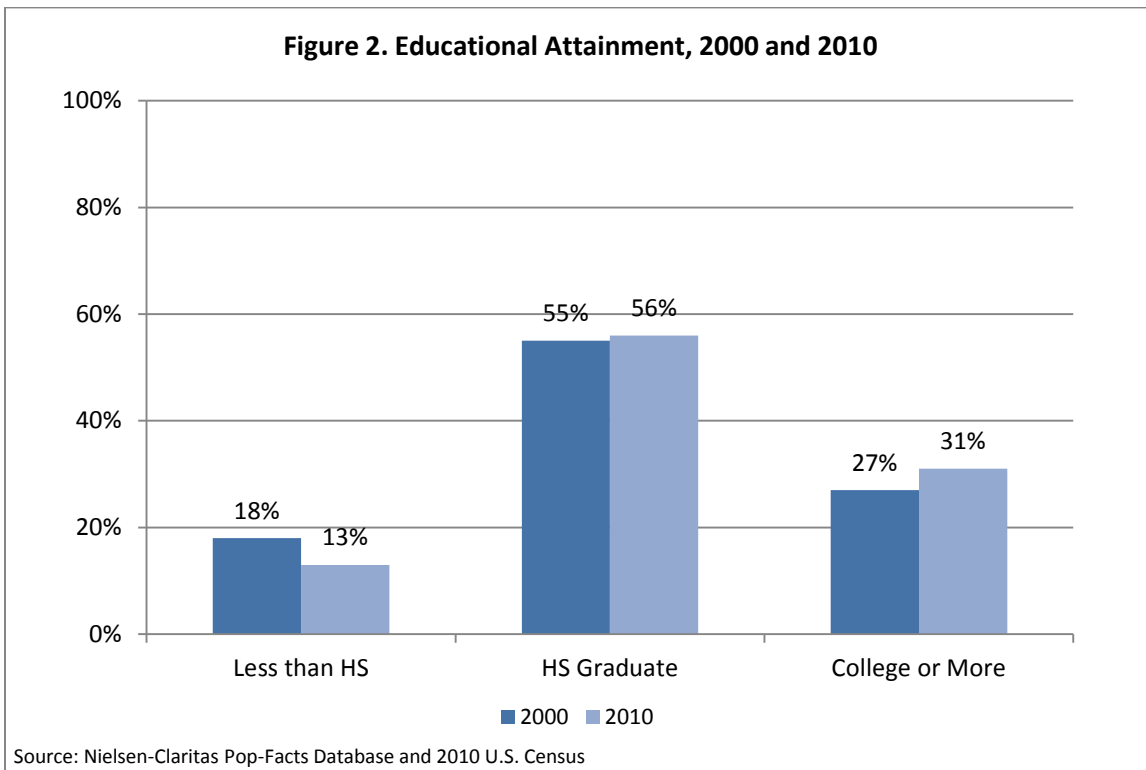
- The percentages of residents who speak Spanish and Asian languages at home are estimated to increase in 2013.



## Education

Slightly more than one-tenth of residents of Fox Chase Cancer Center’s service area have less than a high school degree (13%), more than half have a high school diploma (56%), and more than three in ten have a college degree or more (31%).

- The service area saw improvement in educational attainment from 2000 (Figure 2).
- The service area has a **lower percentage of residents with a college degree or more compared with Bucks County and Montgomery County**; the service area has a higher percentage of residents with a college degree compared with Philadelphia County and the state of Pennsylvania.



## Employment

**Approximately 94% of the service area’s residents are employed and 6% are unemployed.**

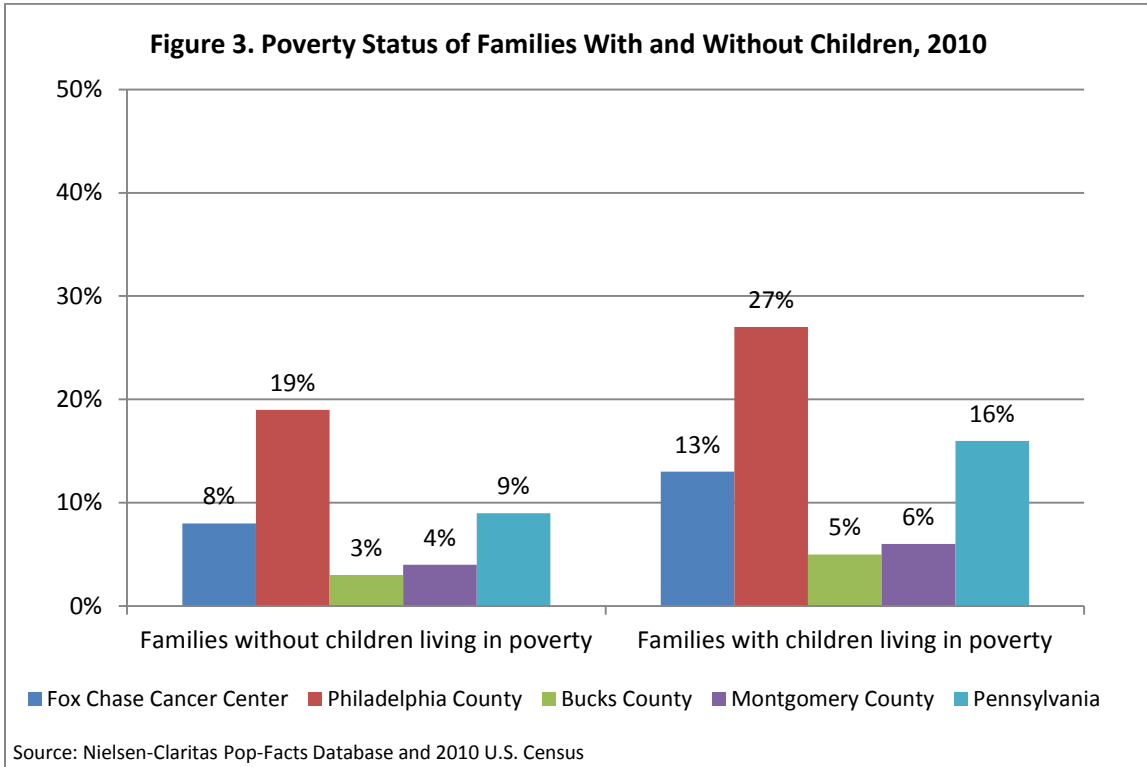
- The percentage of those who are unemployed is **projected to rise to 11% in 2013**.
- The service area reflects the resident unemployment percentages of both Bucks County and Montgomery County; however, the percentage of unemployed residents in the service area is lower than in Philadelphia County and the state of Pennsylvania as a whole.



Poverty Status

When looking at poverty status in Fox Chase Cancer Center’s service area, **about one in twelve families without children (8%) and 13% of families with children are living in poverty.**

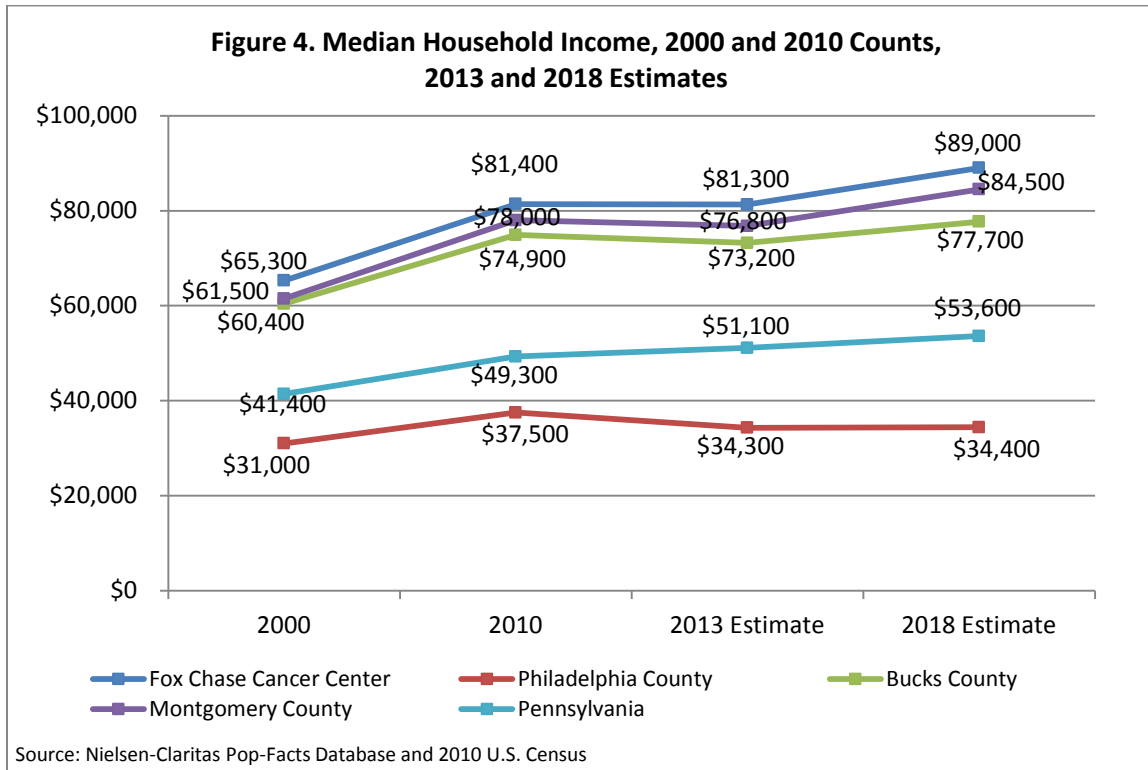
- These percentages increased from 2000 and are projected to continue to increase in 2013.
- The service area has a higher percentage of families who are living in poverty compared with Bucks and Montgomery Counties, but a **lower percentage of families who are living in poverty when compared with Philadelphia County and the state overall** (Figure 3).



Median Household Income

**The 2000 median household income in the service area was approximately \$65,300, which increased to around \$81,400 in 2010.**

- The median household income is projected to decrease for 2013, and then increase once again in 2018.
- The **median household income in the Fox Chase Cancer Center service area is higher than in Bucks, Montgomery and Philadelphia counties, as well as Pennsylvania as a whole** (Figure 4).



### Home Ownership

In Fox Chase Cancer Center’s service area, **approximately two-thirds of residents own their home (67%) and one-third rent their home (33%).**

- The percentage of residents who own their home in the service area is lower than in Bucks County, Montgomery County, and the state as a whole, but higher than in Philadelphia County.

### **EXISTING HEALTH CARE RESOURCES**

The existing health and social services in the service area, and for Southeastern Pennsylvania (SEPA) as a whole, were inventoried for this report. Information on health and social services was obtained by internet searches and from the Yellow Pages. Health services included acute care general hospitals; inpatient psychiatric hospitals and long-term psychiatric facilities; and rehabilitation hospitals. Skilled and intermediate care nursing facilities were not included. Health services also included community health centers and clinics, urgent care centers, and state, city, and county health department service locations. Existing social services which were inventoried included: food pantries, WIC centers, farmer’s markets, and soup kitchens; community outpatient mental health and mental retardation services; senior services; social work services; homeless and domestic violence shelters; and YMCA’s. These existing health care and social service resources are shown on Maps 1 and 2 of the hospital’s service area and Bucks, Montgomery, and Philadelphia Counties in Maps 3-9 in Appendix E.



---

## II. PROCESS AND METHODS

---

The steps in the needs assessment process were defining the community; identifying existing primary and secondary data and data needs; collecting primary and secondary data; analyzing data; and preparing a written narrative report. The data acquisition and analysis are described in more detail below.

### DATA ACQUISITION AND ANALYSIS

Primary and secondary and quantitative and qualitative data were obtained and analyzed for this needs assessment. Obtaining information from multiple sources, known as triangulation, helps provide context for information and allows researchers to identify results, which are consistent across more than one data source.

#### *Data Sources and Dates*

Quantitative information for this needs assessment was obtained from sources listed below for the most recent years available.

#### **Community Health Needs Assessment Data Sources**

<b>Data Source</b>	<b>Dates</b>
U.S. Census of Population and Housing	2000, 2010
Claritas, Inc. Pop-Facts	2013, 2018
Pennsylvania Department of Health	2005-2008
PHMC Southeastern Pennsylvania Household Health Survey	2010, 2012
Fox Chase Cancer Center Tumor Registry	2010-2012

#### PHMC Southeastern Pennsylvania Household Health Survey

The 2012 Southeastern Pennsylvania Household Health Survey questionnaire examines health status, utilization of and access to health care among adults and children in the five county area including Bucks, Chester, Delaware, Montgomery and Philadelphia counties. The survey includes many questions which have been administered and tested in national and local health surveys, including items from instruments developed by the following organizations: the National Center for Health Statistics (NCHS) for the National Health Interview Survey (NHIS), The Behavioral Risk Factor Surveillance System (BRFSS), The California Women’s Health Survey, The Social Capital Community Benchmark Survey (Kennedy School of Government, Harvard University) and The Survey on Childhood Obesity (Kaiser Family Foundation/San Jose Mercury News).

The 2012 Household Health Survey was conducted through telephone interviews with people 18 years of age and older living in 10,018 households in Southeastern Pennsylvania. All telephone households within Bucks, Chester, Delaware, Montgomery and Philadelphia counties were eligible to be selected for the sample, as were cell phone users. Households in each of the five counties were selected to guarantee representation from all geographic areas and from all population subgroups. When needed, the interviews were conducted in Spanish. A total of 4,354 interviews were conducted with adults



residing in the service area, including 1,107 adults age 65 and older and 1,175 households with a selected child under the age of 18.

The 2012 Southeastern Pennsylvania Household Health Survey was administered for PHMC by Social Science Research Solutions, Inc. (SSRS), a research firm in Media, Pennsylvania, between May and September 2012. All interviews were administered by telephone. Most households (8,009 total) were contacted on home phones (“landlines”) using a computerized Random Digit Dialing (RDD) methodology so that households with unpublished numbers and residents who had recently moved would be included in the sample. A total of 2,009 cell phone interviews were conducted with adults in the five county area. Cell phone respondents received the same survey questionnaire as landline respondents.

The sample for this study was drawn from all telephone households in the five counties. The final sample of interviews is representative of the population in each of the five counties so that the results can be generalized to the populations of these counties. Within each selected household, the Last Birthday Method was used to select the adult respondent for the interview (with the exception of the cell phone sample). In households with more than one eligible adult, the adult who last had a birthday was selected as the adult respondent. In households with children, the person under age 18 who most recently had a birthday was selected for the child interview. The survey incorporates over-samples of people ages 60-74 and 75 and older to provide a sufficient number of interviews for separate analyses of the responses of people in these subgroups.

#### U.S. Census

This report includes data on the population of Fox Chase Cancer Center’s service area residents, Bucks County, Montgomery County, and Philadelphia County residents and the state along with socio-demographic and socioeconomic characteristics for the years 2000, 2010, 2013 and 2018. Data from the 2000 U.S. Census, the 2010 American Community Survey, and the Nielsen-Claritas Pop-Facts Database were also used. The Nielsen-Claritas Pop-Facts Database uses an internal methodology to calculate and project socio-demographic and socioeconomic characteristics for non-census years, relying on the U.S. Census, the Current Population Survey, and the American Community Survey.

#### Vital Statistics

The most recent information on births, birth outcomes, deaths, and reportable diseases and conditions for residents of the hospital service area and Bucks County was obtained from the Pennsylvania Department of Health, Bureau of Health Statistics and Research. Four year (2005-2008) annualized average rates for natality and mortality were calculated by PHMC. Mortality rates were age-adjusted using the Direct Method and the 2000 U.S. standard million population. The most recent (2010) morbidity information was also obtained from the state Department of Health, and rates were calculated by PHMC. Morbidity information, including information on HIV and AIDS cases, is not available at the ZIP code level and, therefore, rates are presented for the county only. The denominators for all 2005-2008 vital statistics rates for the county and state were interpolated from the 2000 and 2010 U.S. Census. The number of women ages 15-44 and the number of adolescents ages 10-17 were also interpolated from the 2000 and 2010 US Census.

#### Fox Chase Cancer Center Tumor Registry

See Appendix G





## **COMMUNITY REPRESENTATIVES**

The Hospital of the Fox Chase Cancer Center engages community input regarding the unique needs of its diverse community through Community Advisory Committee (CAC) founded in 2008. The purpose of this advisory group is to assist the Office of Health Communications and Health Disparities, Fox Chase's outreach arm, to develop and implement programs and services that meet the needs of the community, particularly racial and ethnic minorities. Through community-based outreach, screenings, and educational activities, the OHCHD works to reduce health disparities, especially with regard to cancer care. The CAC meet three times in 2012 and addressed a broad range of issues, including review of the community screening program, health disparities programs and research, and new initiatives for underrepresented groups.

For a list of Community Advisory Committee (CAC) members and their affiliations, please see Appendix A.

In addition to the CAC, the OHCHD held three meetings in 2012 in West Oak Lane and Germantown communities to gather additional community insights regarding cancer research. These meeting provided information about how to discuss research in the community and concerns about research. These community dialogues will help guide new initiatives to discuss the important of cancer research in racial and ethnic minorities.

Information on the health status and health care needs of the residents of the hospital service area was also collected through community meetings with residents, public health representatives, service providers, and advocates knowledgeable about community health. These meetings were guided by a set of written questions. Due to the large size of the service area, information was gathered from the following meetings:

### **Bucks County:**

- The meetings were held at Doylestown Hospital, 595 West State Street, Doylestown, PA on August 21, 2012 and Grand View Community Education Center, 700 Lawn Avenue, Sellersville View, PA on July 31, 2012

### **Montgomery County:**

- The meetings were held at Abington Public Library, 1030 Old York Road, Abington, PA on June 4, 2012 and Lansdale Hospital, 100 Medical Campus Drive, Lansdale, PA on June 6, 2012.
- Two meetings were held at Eagleville Hospital, 100 Eagleville Road, Eagleville, PA. The first meeting was held on July 9, 2012 and the second meeting was held on July 31, 2012.

### **Philadelphia County:**

- Two meeting were held at Temple University Hospital, 3500 North Broad Street, Philadelphia, PA on July 17 and 18, 2012, one at its Episcopal Campus on June 16, 2012, and one at Jeanes Hospital, 7600 Central Avenue Philadelphia, PA on July 23, 2012.

For a list of additional community meeting participants' names and affiliations, please see Appendix A.



## **INFORMATION GAPS**

Quantitative information for socioeconomic and demographic information, vital statistics, and health was available at the ZIP code cluster level for the service area. To fill potential gaps in information, these data were supplemented by detailed information about the service area obtained from community meetings.

The next section, III. Findings, summarizes the results of the needs assessment process.



---

### III. FINDINGS

---

#### HEALTH NEEDS OF THE COMMUNITY

The health of a community can be assessed by comparing birth outcomes, self-reported health status and health conditions, communicable disease rates, self-reported health concerns and perceptions, and mortality rates to statewide indicators and Healthy People 2020 goals for the nation.

##### Birth Rate

There is an average of nearly 23,600 births annually to women in Fox Chase Cancer Center's service area (See Appendix C for the Vital Statistics Tables).

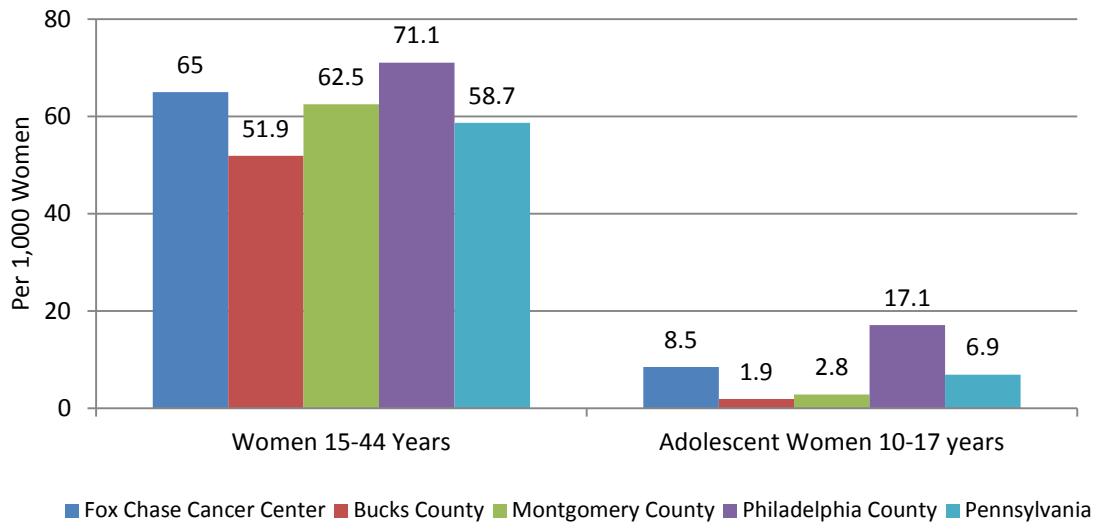
- **The birth rate in the service area (65.0 per 1,000 women 15-44 years of age) is generally comparable with the Montgomery County rate (62.5), but lower than the Philadelphia County rate (71.1) and higher than the Bucks County rate (51.9) and the Pennsylvania rate (58.7) (Figure 5).**
- Within the service area, Latina women have the highest birth rate (121.3), while White women have the lowest birth rate (51.7). In general, the racial and ethnic birth rates are higher for women in the service area compared with the three counties and the state.

Teenage pregnancy has been associated with a number of negative birth outcomes, including prematurity and low birth weight, making it an important outcome to track.

- **In the service area, the adolescent birth rate is 8.5 per 1,000 women 10-17 years of age, which is lower than the Philadelphia County rate (17.1), but three times higher than the Montgomery County rate (2.8), and more than four times higher than the Bucks County rate (1.9), and is generally comparable with the state rate (6.9) (Figure 5).**
- Within the service area, the adolescent birth rate is highest for Latina women (29.2) and lowest for Asian (2.9) and White (2.6) women. The adolescent birth rate for Latinas is higher in the service area compared with their counterparts in Montgomery (24.9) and Bucks (10.2) Counties, and the state (25.5), but is slightly lower than their counterparts in Philadelphia County (31.5).



**Figure 5. Average Annualized Birth Rates for Women 15-44 Years and Adolescent Women 10-17 Years, 2005-2008**

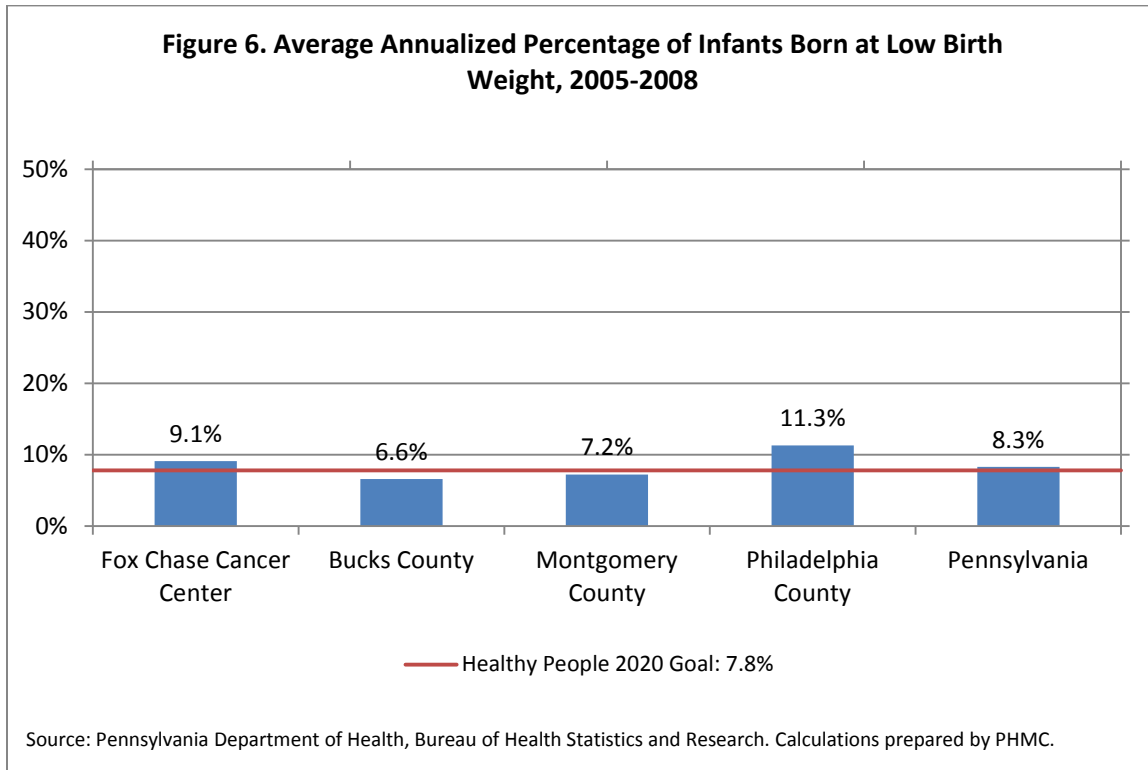


Source: Pennsylvania Department of Health, Bureau of Health Statistics and Research. Calculations prepared by PHMC.

### Low Birth Weight

Low birth weight infants (<2,500 grams or 5lbs 8 ozs.) are at greater risk for dying within the first year of life than infants of normal birth weight.

- **In the Fox Chase Cancer Center service area, 9.1% of infants are low birth weight.** This percentage is generally comparable with the Philadelphia County average (11.3%), Montgomery County average (7.2%), Bucks County average (6.6%), and the state average (8.3%). However, **the service area's percentage of infants born at low birth weight has not yet reached the Healthy People 2020 target goal (7.8%)** (Figure 6).
- **In the service area, the percentage of low birth weight infants is highest among Black infants (13.5%) and lowest for White infants (7.0%).** In general, the racial and ethnic percentages of infants born at low birth weight are comparable in the service area to the three counties and the state.



### Infant Mortality Rate

**In Fox Chase Cancer Center’s service area, every year an average of 169 infants die before their first birthday, representing an infant mortality rate of 7.1 infant deaths per 1,000 live births.**

- The service area’s infant mortality rate is higher than the Bucks County rate (4.4), lower than the Philadelphia County rate (12.2), but is generally comparable with the Montgomery County rate (5.6) and the state rate (7.5). **The service area’s infant mortality rate has not met the Healthy People 2020 target goal of 6.0 infant deaths per 1,000 live births.**

### Self-reported Health Status

Self-reported health status is one of the best indicators of the population health. This measure has consistently shown to correlate very strongly with mortality rates.<sup>2</sup> In the Fox Chase Cancer Center service area, **the overwhelming majority (83.1%) of adults rate their health as excellent, very good or good (Figure 7)** (See Appendix D for Household Health Survey Tables). **However, a sizable percentage (16.9%) of adults is in fair or poor health, representing 243,000 adults.** This percentage is only slightly higher than the percentage in fair or poor health for the SEPA region as a whole (16.1%).

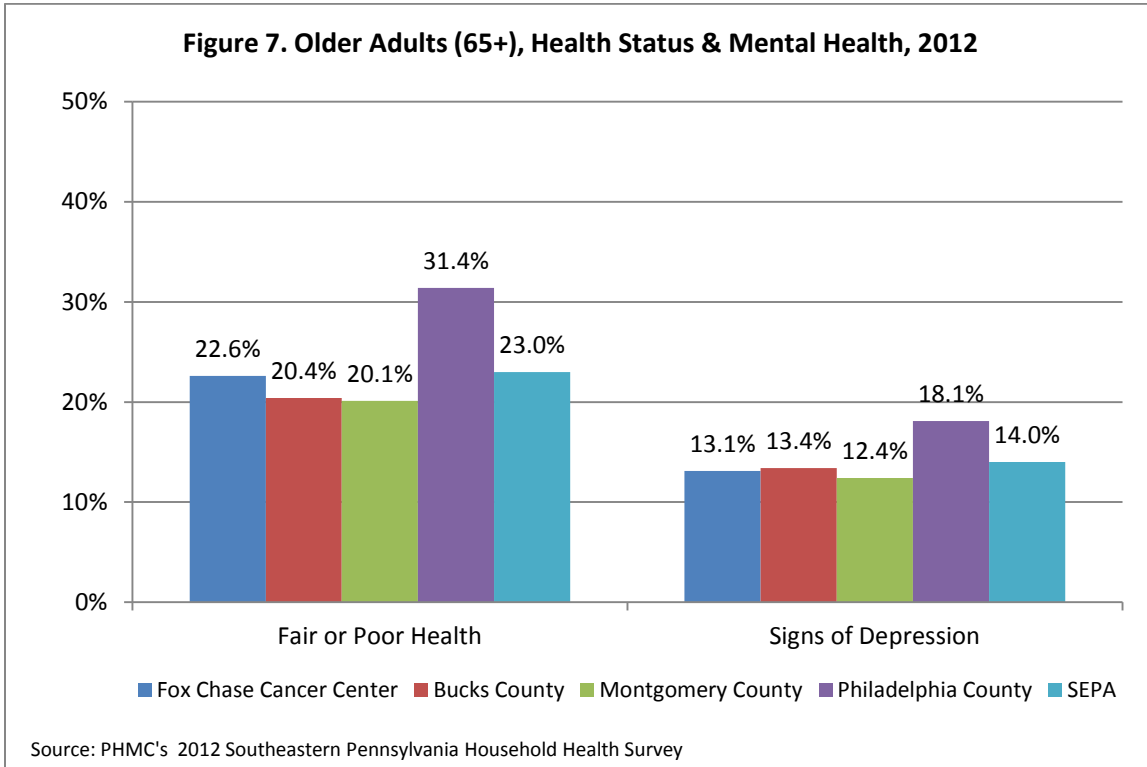
- Among older adults in the service area, 22.6% are in fair or poor health; this percentage represents 62,600 adults 65 years of age and older. The percentage of older adults in fair or poor health has increased slightly from 24.4% in 2010.
- More than one-quarter (27.5%) of older adults have at least one instrumental activities of daily living (IADL) limitations and 11.3% or approximately 31,500 older adults has at least one

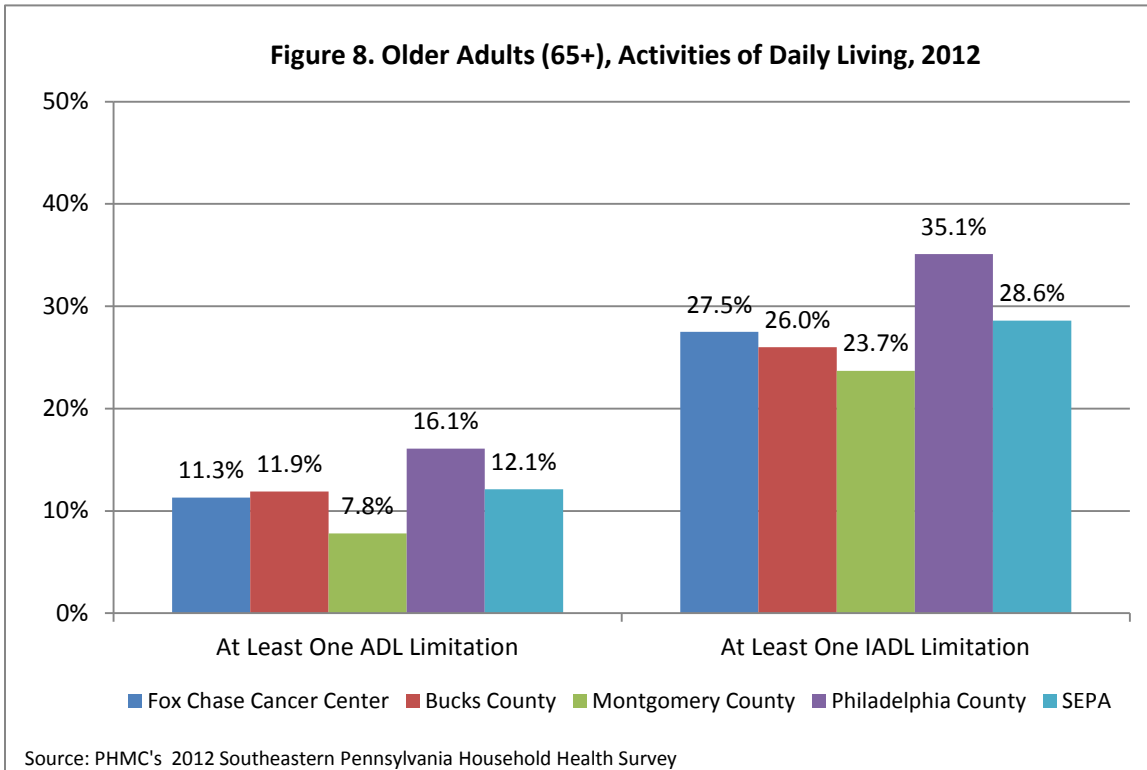
<sup>2</sup> Idler EL, Benyamini Y. Self-Rated Health and Mortality: A Review of Twenty-Seven Community Studies. *Journal of Health and Social Behavior*. 1997; 21-37.



activities of daily living (ADL) limitations (Figure 8). These statistics are fairly consistent with the percentages in the SEPA region as a whole (28.6% and 12.1%, respectively)

- Approximately 5% of children in the service area are in fair or poor health. This is an increase from 3.5% in 2010. It is also slightly higher than the percentage for the SEPA region as a whole (4.6%).



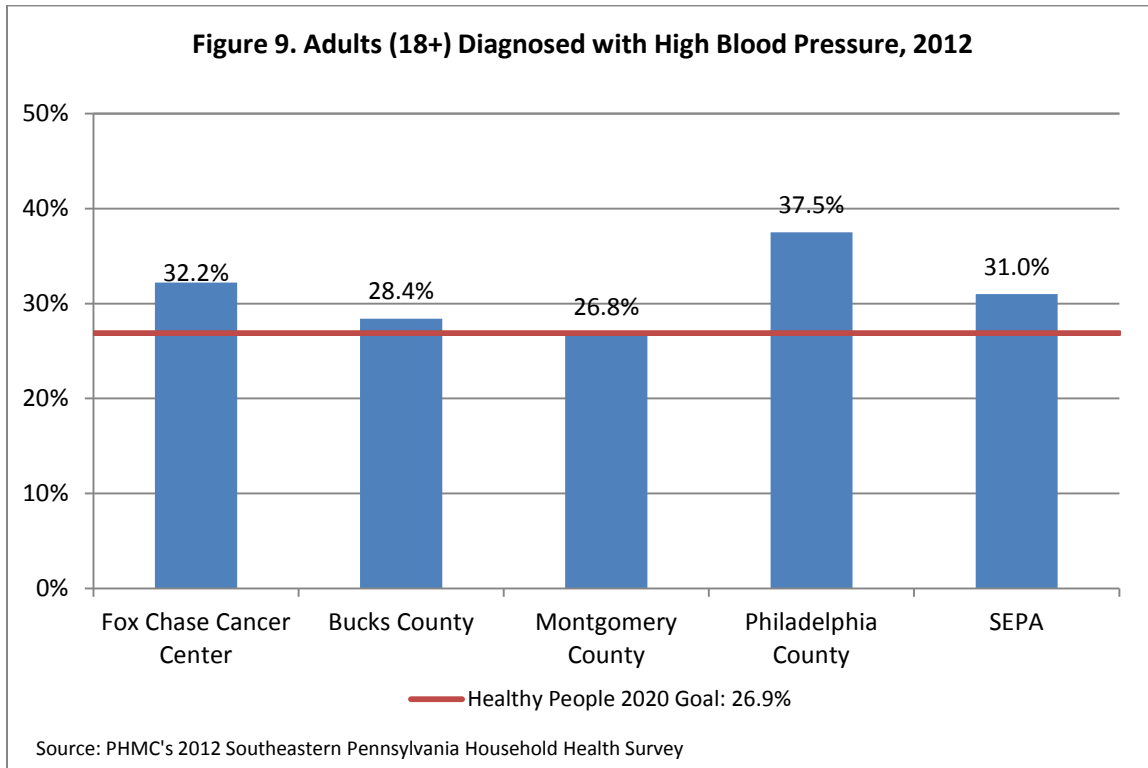


### Health Conditions

High blood pressure, diabetes, asthma, cancer, and mental health conditions are common illnesses that require ongoing care. In the Fox Chase Cancer Center service area:

- Nearly one-third (32.2%) of adults have been diagnosed with high blood pressure; this represents 464,100 adults.** This percentage is fairly consistent from 2010 (32.5%) and is higher than the Healthy People 2020 goal of 26.9% of adults with high blood pressure. In Pennsylvania, three in ten (31.0%) adults have high blood pressure.<sup>3</sup> The percentage of adults in the service area with high blood pressure is lower than for the region as whole (31%) but is higher than for surrounding Bucks and Montgomery Counties (28.4% and 26.8%, respectively). However, Philadelphia County has a significantly higher percentage of adults (37.5%) with high blood pressure (Figure 9).

<sup>3</sup> 2009 Behavioral Risks of Pennsylvania Adults, PA Department of Health.



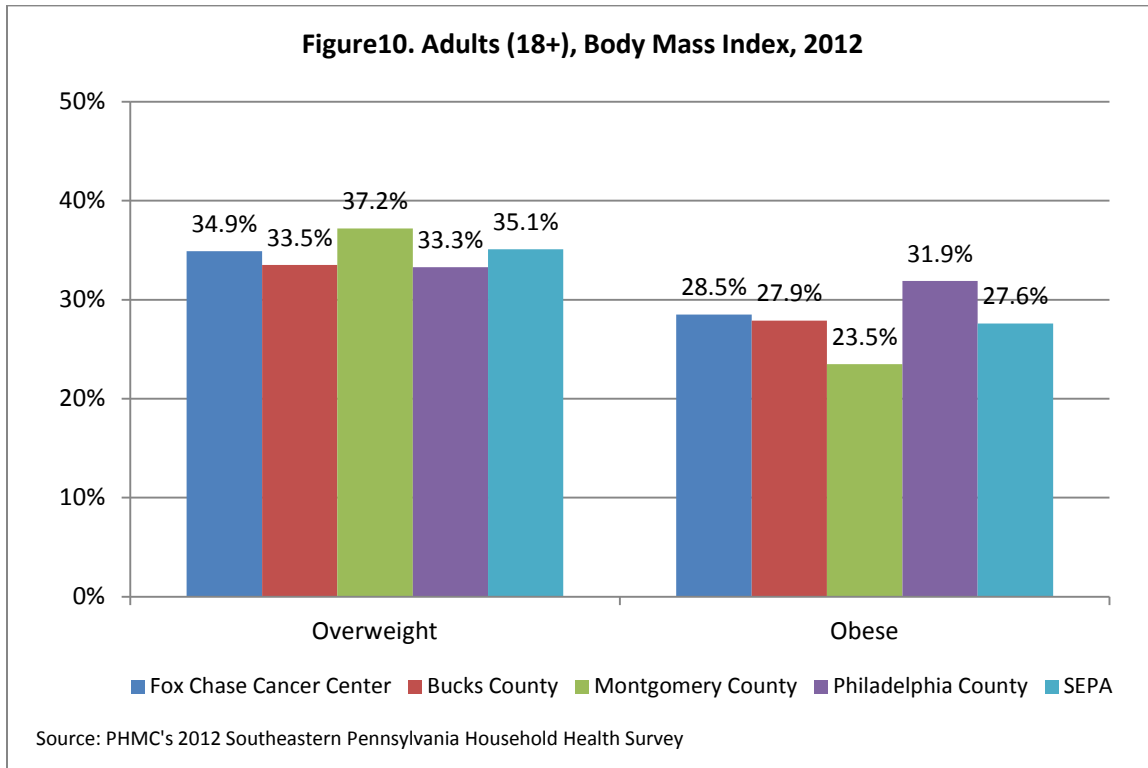
- **More than one in ten (13.5%) adults in the service area has been diagnosed with diabetes;** this percentage represents approximately 194,400 adults. It is also slightly higher than the statewide percentage of 9.5% of adults diagnosed with diabetes<sup>4</sup> **and higher than for the region as a whole (12.4%).**
- **Nearly one in six (15.8%) of adults in the service area has asthma.** This percentage is higher than Pennsylvania (12.9%)<sup>5</sup> but is similar to SEPA (16%). The percentage of adults with asthma in the service area is higher than adults in Bucks (15.3%) and Montgomery (14%) Counties but significantly lower than Philadelphia County (19.4%).
- Almost nine percent (8.7%) of adults in the service area has had cancer at some point in their lives, representing 126,300 adults. **The percentage of adults who ever had cancer is consistent with SEPA (8.7%).**
- **More than one-quarter (28.5%) of adults in the service area is obese and more than one-third (34.9%) of adults are overweight.** A similar percentage of adults are obese or overweight statewide (28.6% and 36.0%, respectively) (Figure 10).<sup>6</sup> The percentage of adults in the service area who are obese has increased since 2010 from 26.8% to 28.5% in 2012. The Healthy People 2020 goal for adult obesity is 30.6%.

<sup>4</sup> 2011 Behavioral Risks of Pennsylvania Adults, PA Department of Health.

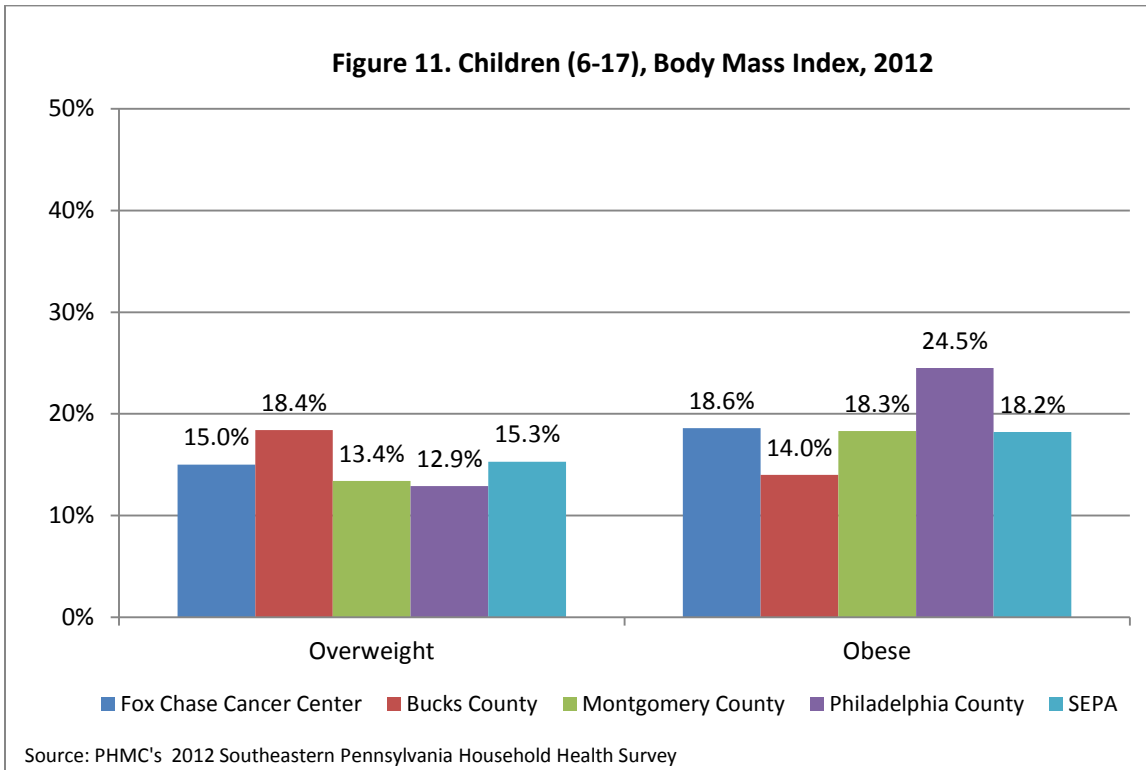
<sup>5</sup> 2011 Behavioral Risks of Pennsylvania Adults, PA Department of Health.

<sup>6</sup> 2011 Behavioral Risks of Pennsylvania Adults, PA Department of Health.

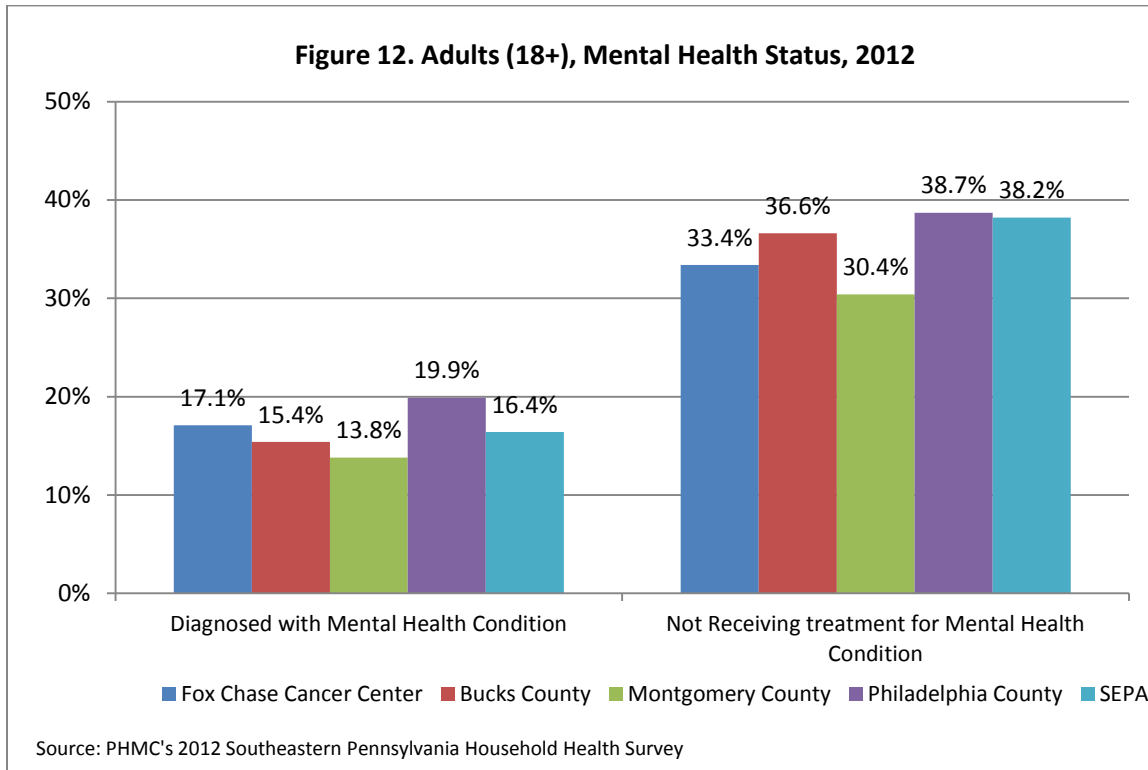




- **18.6% of children in the service area are obese; this percentage represents approximately 49,100 children.** An additional 15.0% of children in the service area are overweight. These percentages have stayed consistent since 2010. The percentage of obese and overweight children in the service area is consistent with SEPA as a whole (18.2% and 15.3%, respectively) (Figure 11).



- **Almost two-fifths, 17.1%, of adults in the Fox Chase Cancer Center service area have been diagnosed with a mental health condition;** this percentage represents 247,300 adults. **Of those with a mental health condition, one-third (33.4%) are not receiving treatment for the condition** (Figure 12).
  - **About one in eight (13.1%) older adults in the service area has signs of depression, which is defined as having four or more depression symptoms on a ten-item scale.** This percentage is significantly lower than Philadelphia County (18.1%) and slightly lower than the region as a whole (14%).
- **Approximately 123,800 adults (8.7%) in the service area are in recovery for a substance abuse problem.** This is fairly consistent with SEPA as a whole (8.3%).



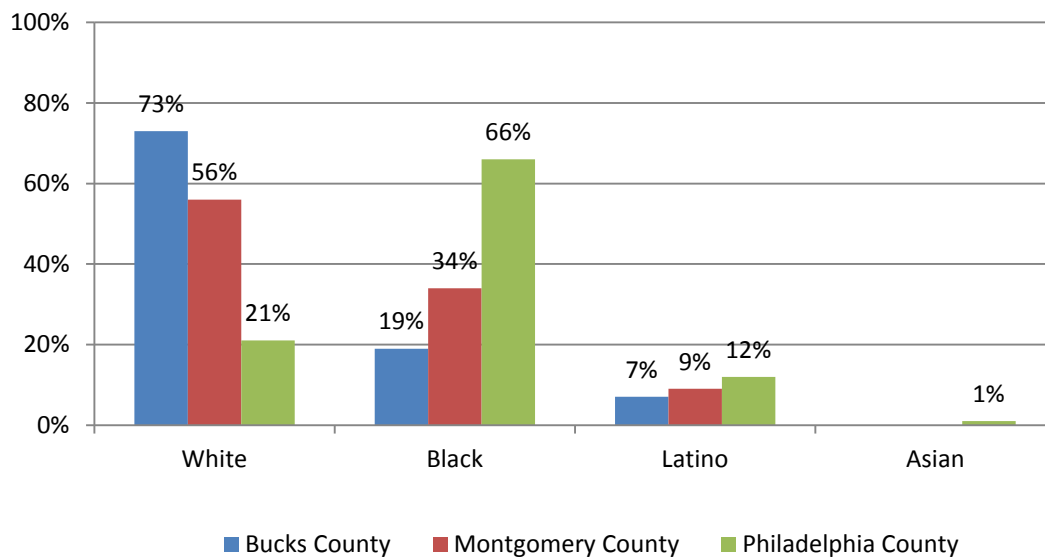
### HIV and AIDS

**Philadelphia County has the highest prevalence rate of individuals who are living with HIV or AIDS (1,121.6 cases per 100,000 population) compared with Montgomery County (113.6), Bucks County (93.6), and the state (244.9).**

- There are some gender and racial/ethnic differences among residents living with HIV or AIDS across the three counties.
- A greater proportion of residents who are living with HIV or AIDS in Philadelphia County are women, a proportion higher than the other two counties.
- A higher percentage of residents living with HIV or AIDS in Bucks County are White compared with the other two counties; and a higher percentage of residents living with HIV or AIDS in Philadelphia County are Black compared with the other two counties (Figure 13).



**Figure 13. Racial and Ethnic Distribution of Individuals Living with HIV or AIDS, 2008**



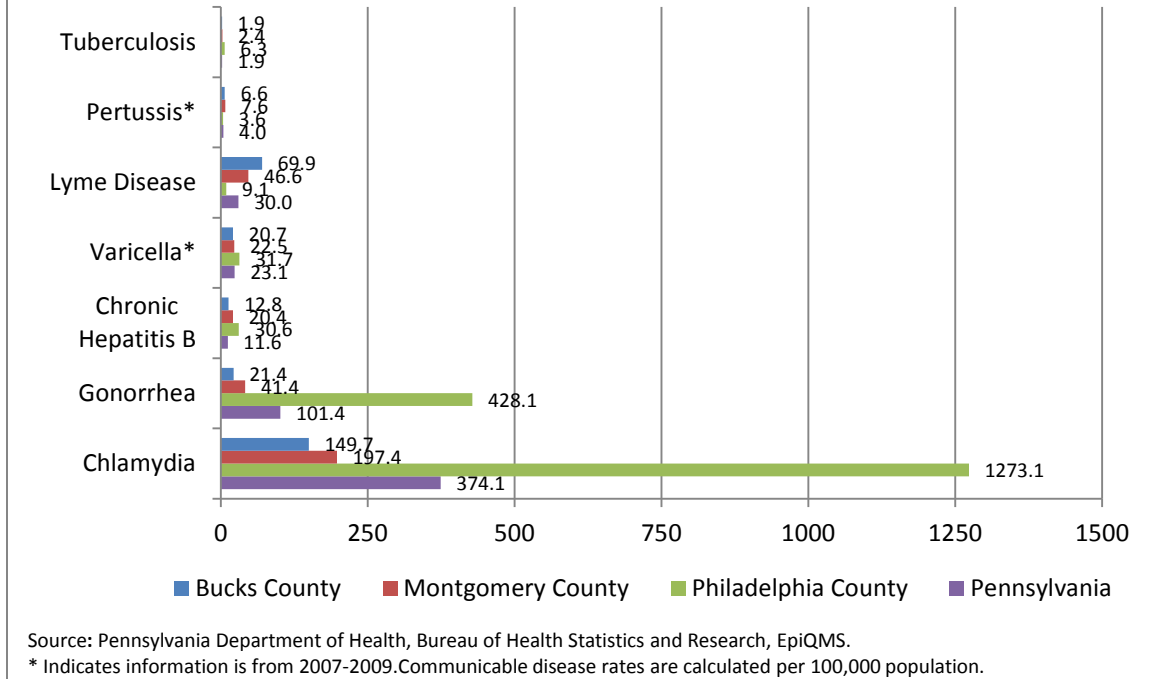
Source: Pennsylvania Department of Health, HIV/AIDS Investigation-Bureau of Epidemiology and American Community Survey.

### Communicable Diseases

The communicable disease rates for **chronic Hepatitis B, tuberculosis, varicella (chicken pox), chlamydia, gonorrhea, and syphilis (primary and secondary)** are highest in **Philadelphia County** compared with Bucks and Montgomery Counties and the state. The rate of **Lyme disease** is highest in **Bucks County**, while the rate of pertussis is comparable between Montgomery and Bucks Counties (Figure 14).



**Figure 14. Communicable Disease Rates, 2010**



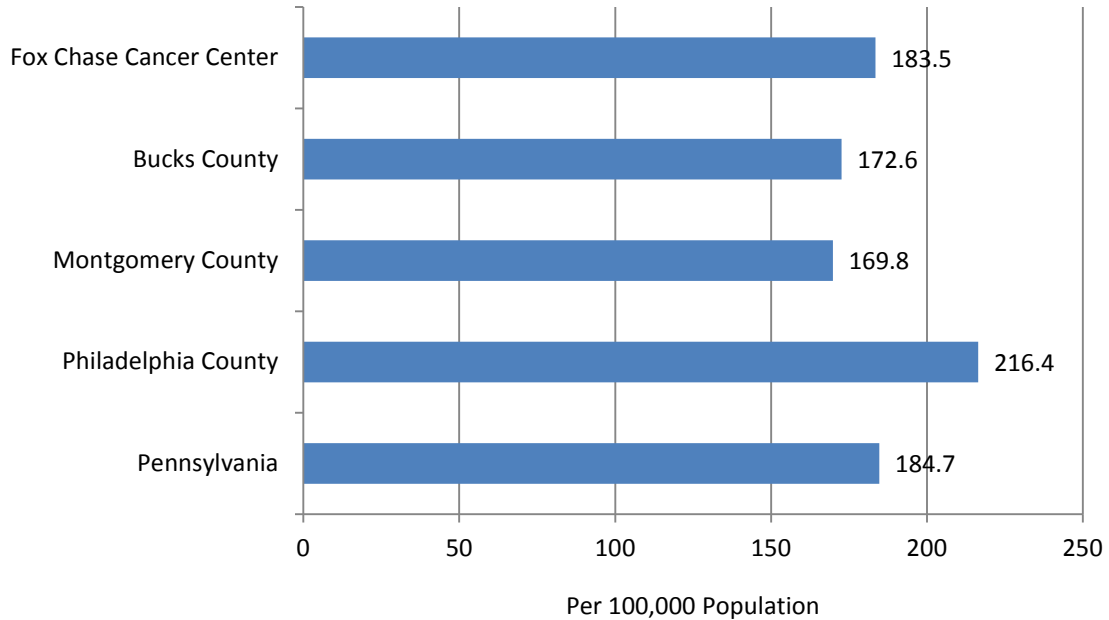
Overall Mortality

The overall death rate in Fox Chase Cancer Center’s service area (765.0 deaths per 100,000 population) is higher than the Bucks County rate (728.3) and Montgomery County rate (703.9), but is lower than the Philadelphia County rate (931.2) and the Pennsylvania rate (785.2) (Figure 15).

- Heart disease is the leading cause of death in the service area (184.3), quickly followed by all forms of cancer (183.5); all forms of cancer is the leading cause of death in Bucks County (172.6) and Montgomery County (169.8), while heart disease is the leading cause of death in Philadelphia County (232.3) and the state (203.2).
- The other three leading causes of death in the service area are lung cancer (49.6), stroke (42.0), and female breast cancer (24.8).
- Philadelphia County has the highest rates of female breast cancer, lung cancer, colorectal cancer, and prostate cancer compared to the other counties and the service area. The service area’s rates of the leading types of cancer are comparable with the state and counties (Figure 16).
- In general, death rates are lower in the service area compared with Philadelphia County, but are more comparable with death rates in Bucks and Montgomery Counties.
- According to data from Fox Chase’s Tumor Registry, the top five cancers treated at the hospital are genitourinary, GI, Breast, Head and Neck, and hematologic (Special Figures 1 and 2).

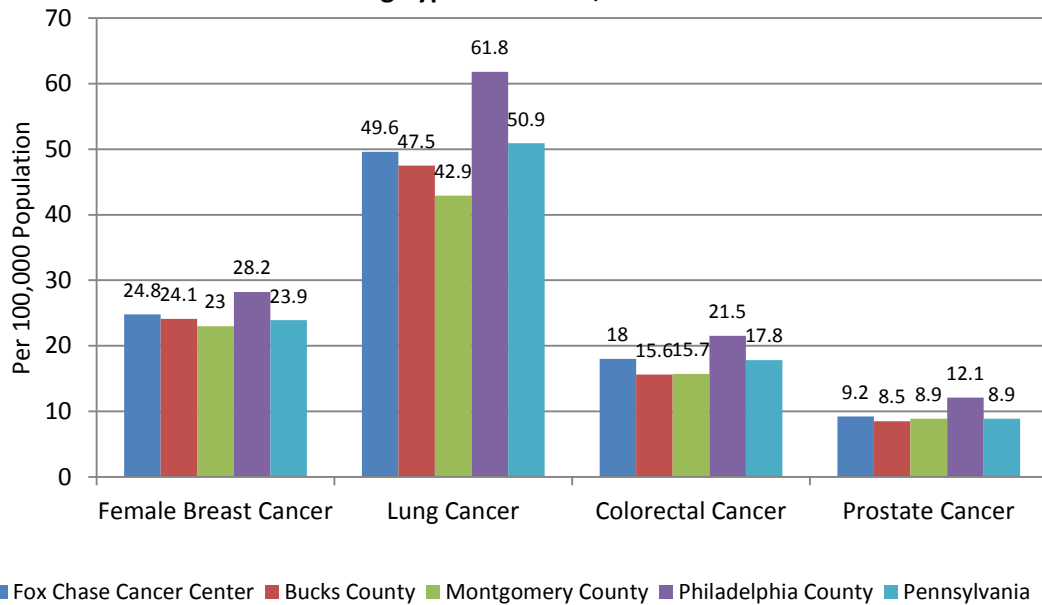


**Figure 15. Average Annualized Mortality Rate for All Cancers Combined, 2005-2008**

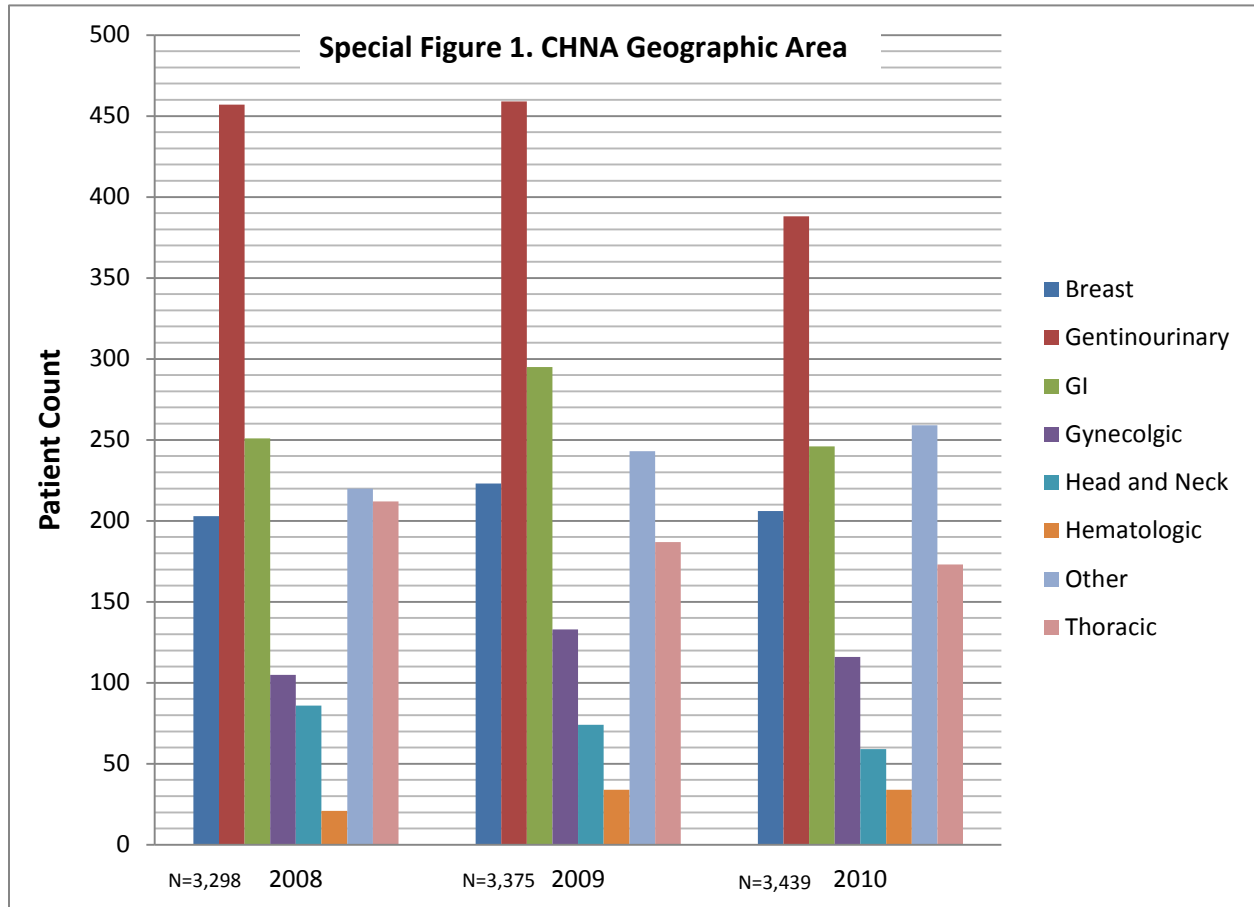


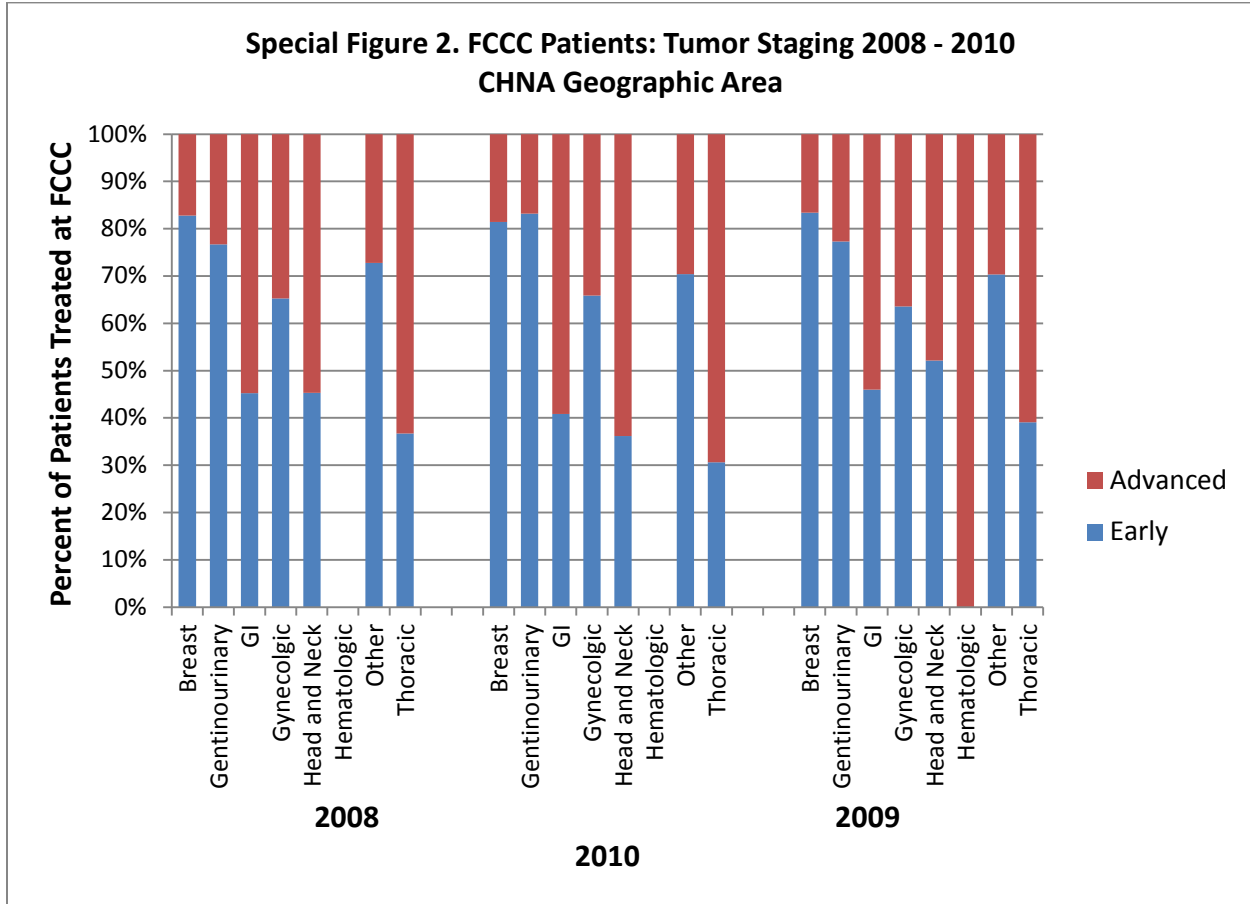
Source: Pennsylvania Department of Health, Bureau of Health Statistics and Research. Calculations prepared by PHMC.

**Figure 16. Average Annualized Mortality Rates for Leading Types of Cancer, 2005-2008**



Source: Pennsylvania Department of Health, Bureau of Health Statistics and Research. Calculations prepared by PHMC.





**Access and Barriers to Care**

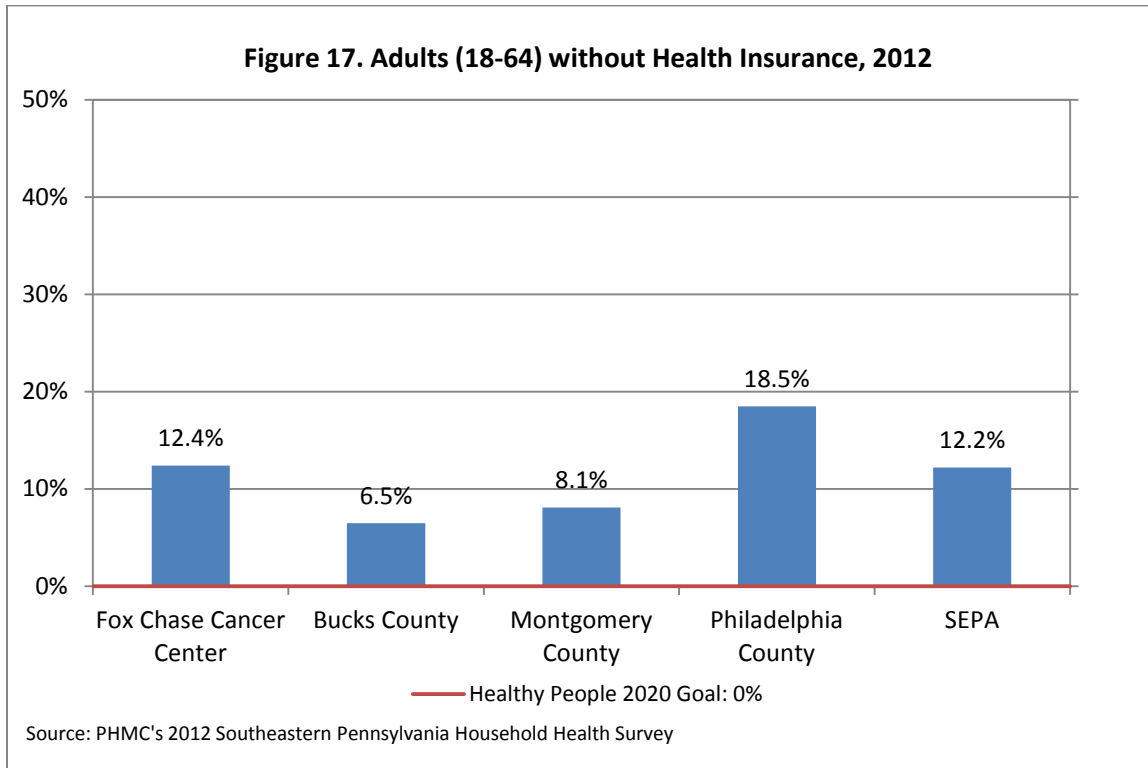
The Healthy People 2020 Goals for access to health care include:

- Increase the proportion of the population with health insurance to **100%**;
- Reduce the proportion of individuals who are unable to obtain or delay in obtaining necessary medical care, dental care or prescription medicines to **9% overall** (4.2% for medical care, 5% for dental care and 2.8% for prescription medications); and
- Increase the proportion of persons with a usual primary care provider to **83.9%**.

Health Insurance Status

Having health insurance and a regular place to go when sick are important in ensuring continuity of care over time. The overwhelming majority of adults (88.9%) in the Fox Chase Cancer Center service area have health insurance coverage. However, a sizable percentage of adults do not have any private or public health insurance; **12.4% of adults aged 18-64 in the service area are uninsured, representing 140,800 uninsured adults (Figure 17). The percentage of uninsured adults in the service area has increased since 2010 from 8.9% to 12.4% in 2012.** The percentage of adults in the service area without insurance is lower than for adults aged 18-64 in Bucks (6.5%) and Montgomery (8.1%) Counties and does not meet the Healthy People 2020 goal of 100% of adults with health coverage.



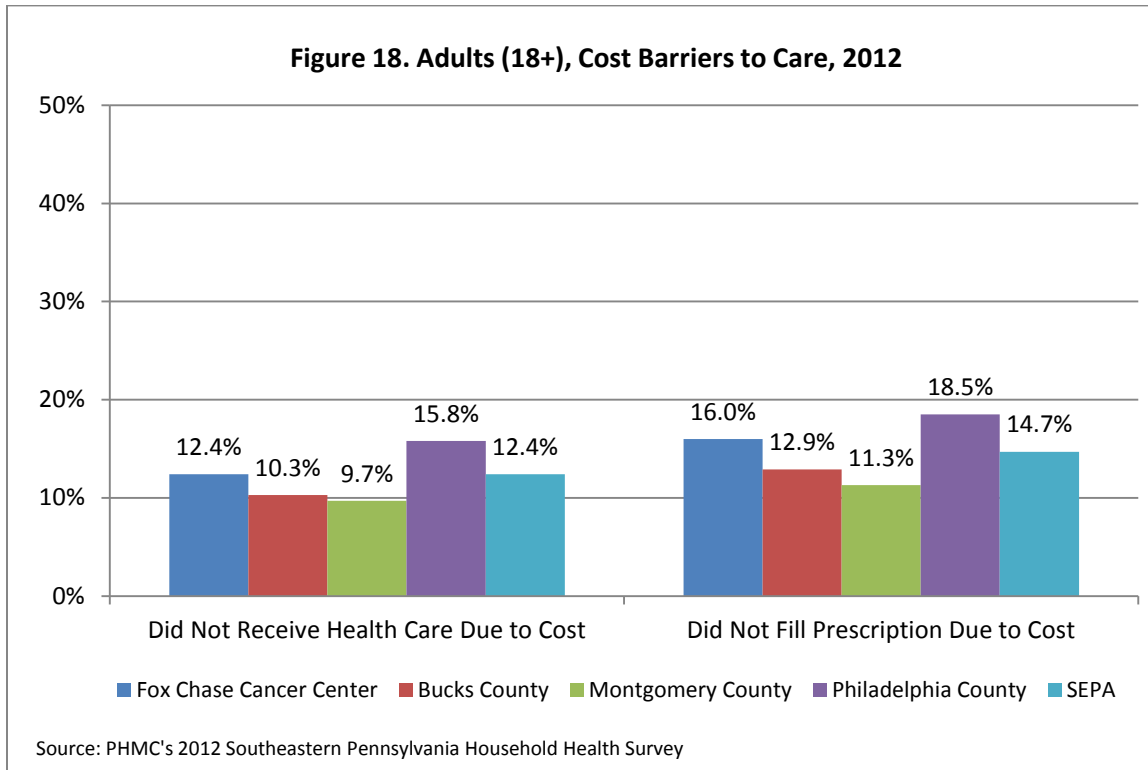


### Prescription Drug Coverage

- **Approximately 256,200 adults (17.9%) of adults in the service area do not have prescription drug coverage.** This percentage nearly doubled from 9.8% in 2010. The region as a whole saw a similar increase from 9.8% in 2010 to 18.6% in 2012.
- The percentage of adults without prescription drug coverage in the service area is higher than the percentage without prescription coverage in Bucks (13.1%) and Montgomery (14.5%) Counties but lower than Philadelphia County (24.5%).

### Economic Barriers

- With or without health insurance, **179,200 adults in the service area are unable to get needed care due to the cost of that care; 12.4% of adults reported that there was a time in the past year when they needed healthcare, but did not receive it due to the cost** (Figure 18).
- **About 231,100 adults in service (16%) were prescribed a medication but did not fill the prescription due to cost in the past year.**
- **Nearly one-quarter (24%) of adults in the service area in 2010 did not get dental care due to the cost of the visit.** This percentage is similar to adults in Bucks and Montgomery Counties (22.3% and 21.8%, respectively), and for SEPA (24.1%) as a whole.



Barriers to Access

**Community meeting members explained that the complexity of the health care system as a major barrier.** Community members discussed a lack of awareness among residents about which services they were eligible to receive. Specifically, older adults were identified as having a sense of uncertainty about how to navigate the health system. **Many community members voiced the need for health care “concierges” or “navigators” to direct residents to the right health care services.**

**Additionally, community members stressed lack of health insurance as a barrier.** They mentioned a dearth of providers that accept Medicaid due to low Medicaid reimbursement rates and how this affects residents’ to receive preventive care.

**Cultural and language barriers were also identified as prominent barriers to care by community members.** The growing Latino and Asian populations in the area were specifically mentioned as encountering these barriers. Community members described the need for translation services among health care providers.

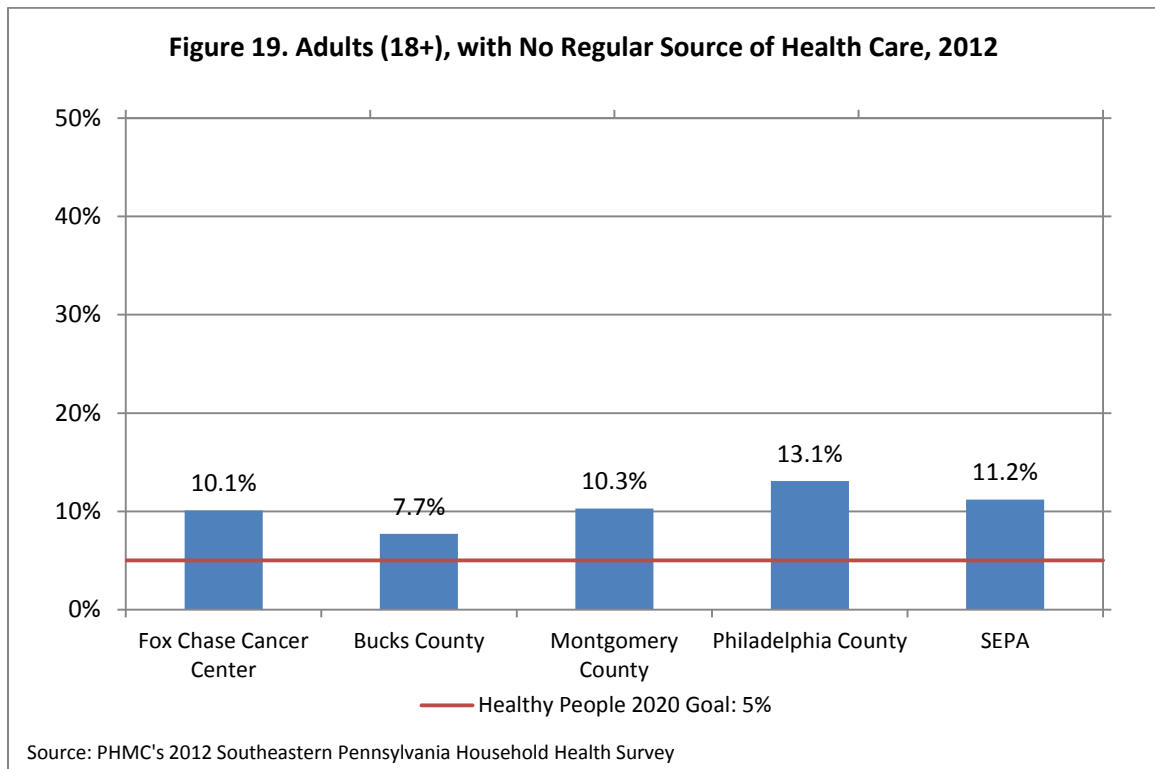
Source of Care

Having a regular source of care is important since people who have a regular source of care are more likely to seek care when they are sick compared with those who do not.

- **In the Fox Chase Cancer Center service area, one in ten adults (10.1%) does not have a regular source of care; this percentage represents approximately 145,900 adults (Figure 19).**
- **The percentage of adults in the service area with a regular source of care (89.9%) is higher than the Healthy People 2020 goal of 83.9%.**



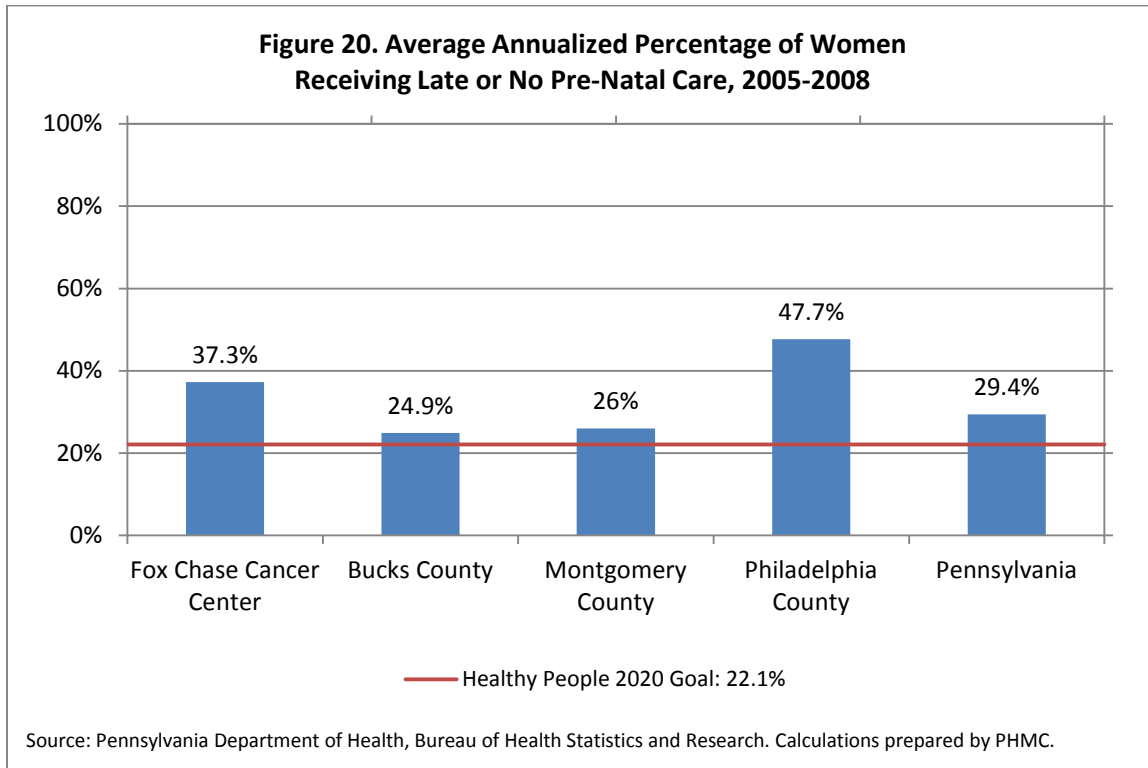
- Most children (97.1%) in the service area have a regular source of care. Approximately 2.9% or 12,200 children in the service area do not have a regular source of care.
- Among adults with a regular source of care, the majority (84.6%) of adults in the service area goes to a private Doctor's office, 6.8% go to a health center or public clinic, and 4.5% go to a hospital outpatient clinic.



### Pre-Natal Care

Receiving pre-natal care during the first trimester of pregnancy can help ensure that health concerns are identified and addressed in a timely manner.

- **More than six in 10 women in Fox Chase Cancer Center's service area (62.7%) receive early pre-natal care**, which is higher than the Philadelphia County average (52.3%) but below the Bucks County average (75.1%), the Montgomery County average (74.0%), the state average (70.6%), and **has not met the Healthy People 2020 target goal (77.9%)**.
- **In fact, more than one-third of women in the service area (37.3%) begin receiving pre-natal care during the second or third trimester of pregnancy or receive no pre-natal care at all, representing an average of nearly 7,400 women annually in the service area** (Figure 20).
- More than one-half of Black women in the service area (51.6%) receive late or no pre-natal care compared with 26.6% of White women. In general, the racial and ethnic percentages of women receiving late or no pre-natal care are higher in the service area compared with Bucks and Montgomery Counties and the state, and are either comparable with, or lower than, Philadelphia County.



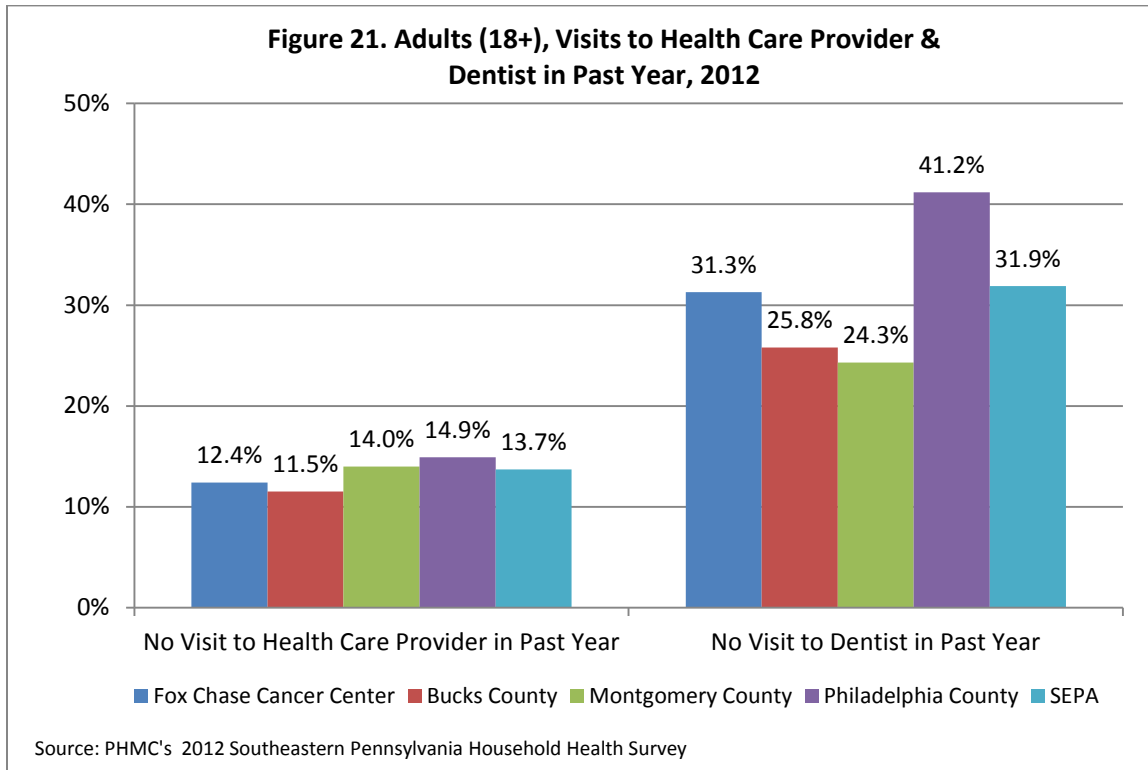
### **Utilization of Services**

Regular health screenings can help identify health problems before they start. Early detection can improve chances for treatment, cure, and help individuals to live longer, healthier lives. **In the Fox Chase Cancer Center service area, one in eight (12.4%) adults did not visit a health care provider in the past year; this percentage represents 174,400 adults** (Figure 21).

#### Dental Visit

- **About one-third (31.3%) adults in the service area did not visit a dentist in the past year; this percentage represents 450,500 adults. This percentage has increased since 2010 (29.8%) but is consistent with the region as a whole (31.9%).**
- The percentage of adults (31.3%) who did not visit a dentist in 2012 in the service area is higher than for adults statewide (29.0%).<sup>7</sup>
  - Additionally, one in ten (10.1%) children in the service area did not visit a dentist in the past year. This percentage is significantly higher than children living in Bucks (3.9%) County and slightly higher than SEPA as a whole (9.3%).

<sup>7</sup> 2011 Behavioral Risks of Pennsylvania Adults, PA Department of Health.



### Recommended Screenings

The following screenings have been recommended for preventative health for adults. As described below, many adults in the Fox Chase Cancer Center service area are not utilizing these services.

#### *Blood Pressure*

- **About one in ten adults (9.7%) in the service area did not have a blood pressure test in the past year; this percentage represents 139,600 adults.** The percentage of adults who did not have a blood pressure test in the past year in the service area is comparable with adults in Montgomery (10.7%) and Philadelphia (11.5%) Counties and for SEPA as a whole (10.4%).

#### *Colonoscopy*

Regular screenings beginning at age 50 are fundamental in preventing colorectal cancer.

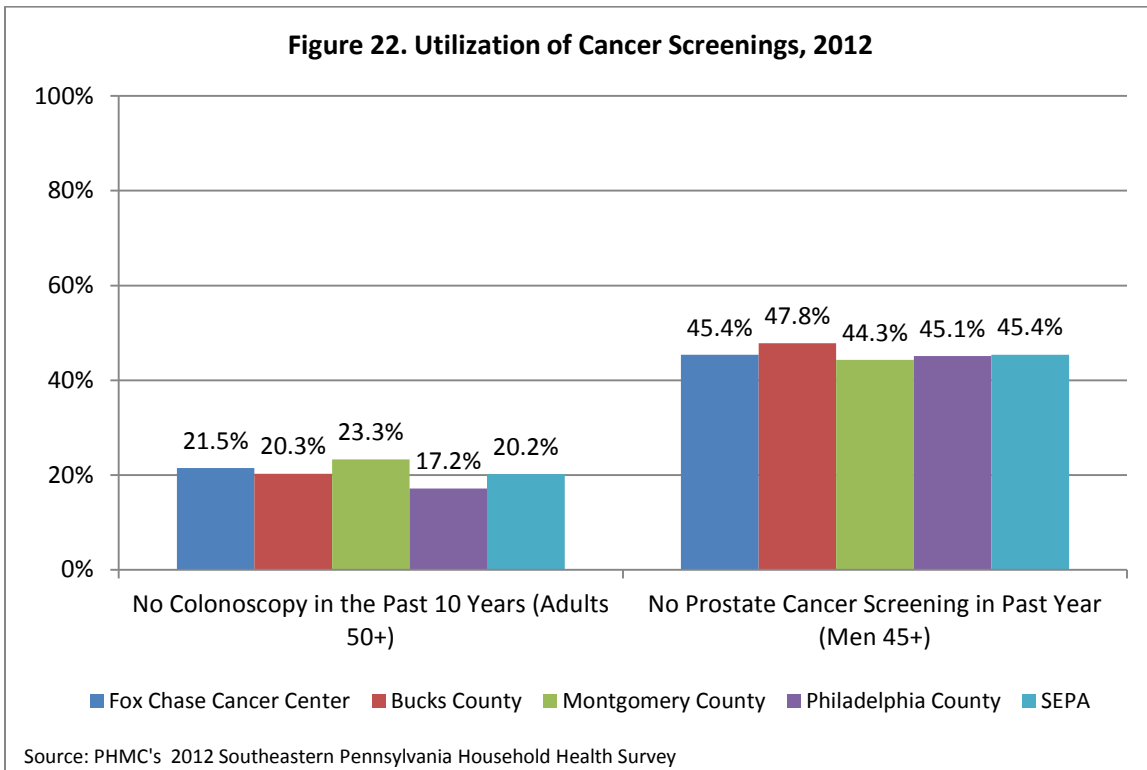
- **More than one in five (21.5%) adults 50 years of age and older in the service area did not have a colonoscopy in the past ten years. This percentage increased in 2012 compared with 2010 (21.5% versus 17.6%, respectively).** Additionally, statewide, 65% of adults age 50 and over have had a colon cancer screening in the past ten years (Figure 22).<sup>8</sup>

<sup>8</sup> 2010 Behavioral Risks of Pennsylvania Adults, PA Department of Health.



*PSA or Rectal Exams for Prostate Cancer*

- **More than four in ten (45.4%) men aged 45 years and over in the service area did not have a screening for prostate cancer in the past year.** The percentage of men who have not have a prostate exam in the past year in the service area is consistent with SEPA as a whole (45.4%). Statewide, 53% of men age 50 and over did not have this test (Figure 22).



*Pap Smear Test*

- **More than two in five (42.1%) women in the service area did not receive a Pap Smear test in the past year.** This percentage represents approximately 324,700 women. The percentage of women who have not received a Pap Smear test in the past year is consistent compared with women in Bucks (42.2%) and Montgomery (41.5%) Counties and for SEPA as a whole (41.9%) (Figure 23).

*Mammogram*

The American Cancer Society recommends annual mammograms beginning at age 40 for women in good health.

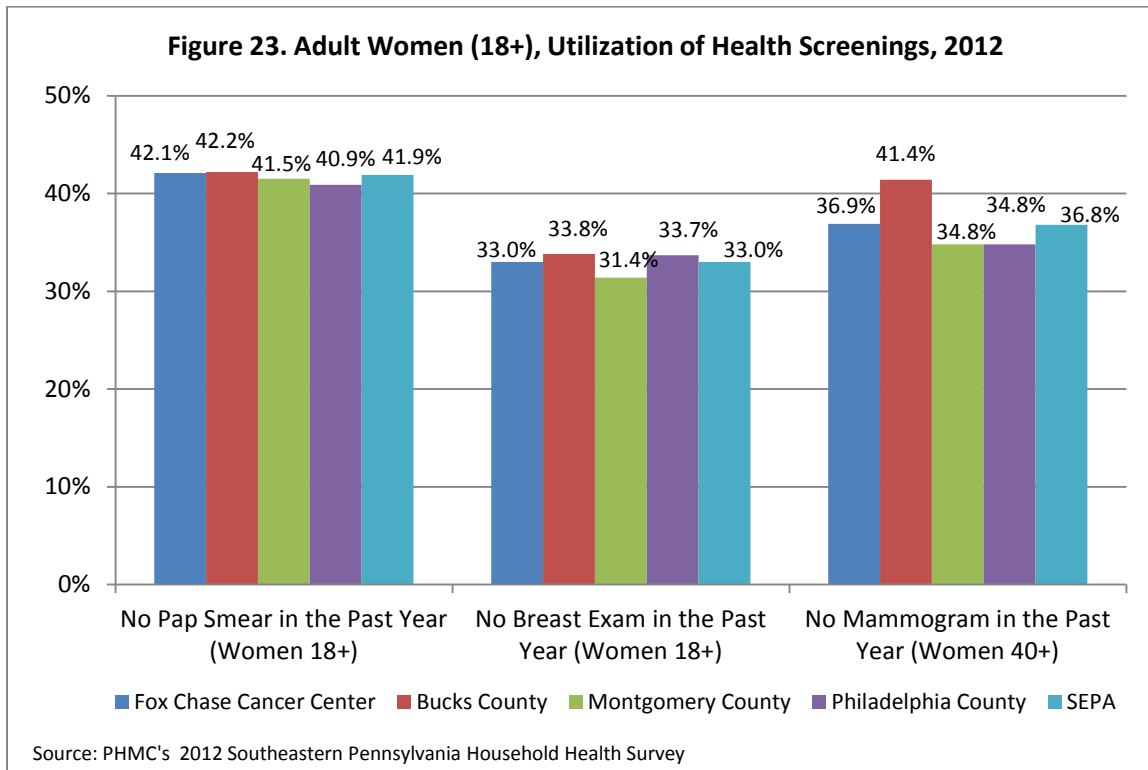
- **More than one in three (36.9%) women, age 40 or older, in the service area is not receiving annual mammograms.** This is lower than the statewide percentage (42.0%)<sup>9</sup> but consistent with the region as a whole (36.8%).

<sup>9</sup> 2011 Behavioral Risks of Pennsylvania Adults, PA Department of Health.



*PSA or Rectal Exams for Prostate Cancer*

- **More than four in ten (45.4%) men aged 45 years and over in the service area did not have a screening for prostate cancer in the past year.** The percentage of men who have not have a prostate exam in the past year in the service area is consistent with SEPA as a whole (45.4%). Statewide, 53% of men age 50 and over did not have these tests.



**Health Behaviors**

Nutrition

According to the USDA's MyPlate food guidelines, adults should eat 4-5 servings of fruits and vegetables daily.<sup>10</sup>

- **In the Fox Chase Cancer Center service area, three in four (75.2%) adults do not reach this recommended goal.** Similarly, in SEPA as a whole, 74.2% of adults do not reach this recommender goal. Nationally, less than three-quarters of adults (74%) eat three or more servings of fruits and vegetables daily.<sup>11</sup>
- Fast foods are high in unhealthy calories, saturated fats, sugar, and salt. **Approximately one in six (16.3%) adults in the service area eats fast food two or more times a week.**

<sup>10</sup> The U.S. Department of Agriculture, (2011). Dietary Guidelines Consumer Brochure. Retrieved online on October 23, 2012 at <http://www.choosemyplate.gov/food-groups/downloads/MyPlate/DG2010Brochure.pdf>

<sup>11</sup> U.S. Centers for Disease Control and Prevention. State-Specific Trends in Fruit and Vegetable Consumption Among Adults, 2000-2009 (2011).



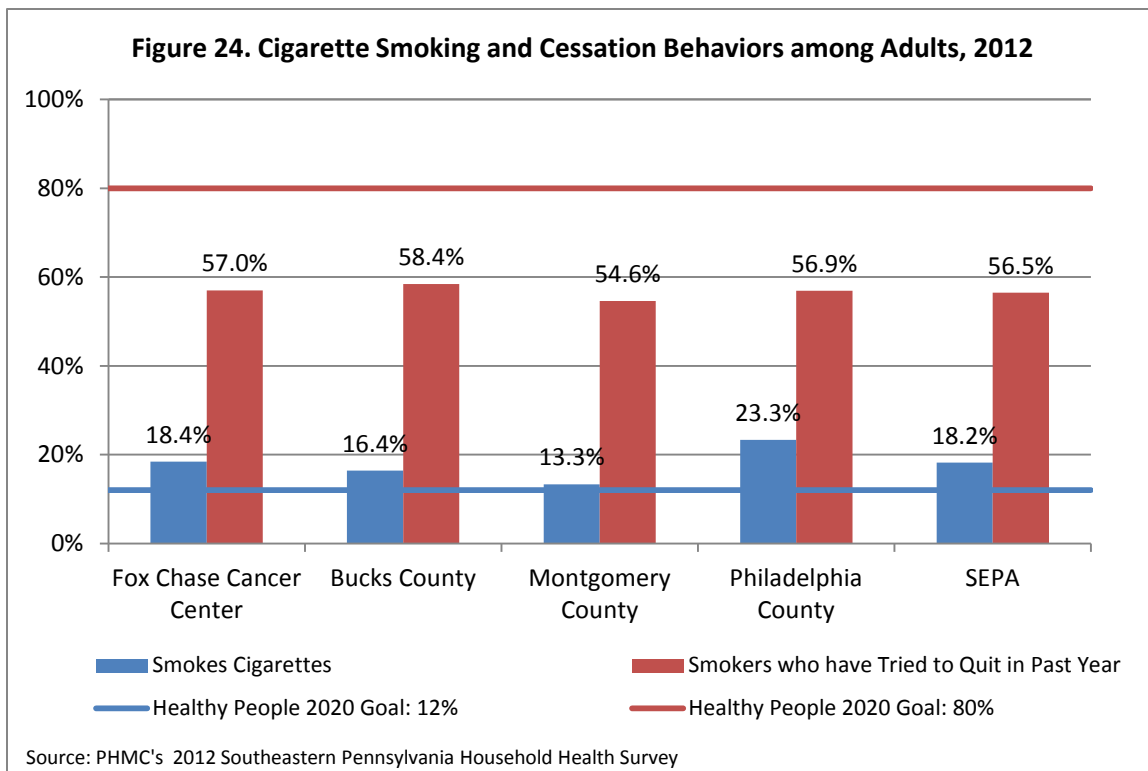
Exercise

The U.S. Department of Health and Human Services’ 2008 Physical Activity Guidelines for Americans recommends that adults (ages 18-64) get 2.5 hours of moderate aerobic physical activity each week.<sup>12</sup>

- More than one in ten (11.9%) of adults in the service area does not participate in any exercise. More than one-half (55.5%) of adults exercise three or more days a week. The Healthy People 2020 goal is to reduce the percentage of adults who participate in no leisure time physical activity to 32.6%.

Tobacco Use

- **Almost two in five, 18.4%, adults in the Fox Chase Cancer Center service area currently smoke; this percentage represents 264,700 adults (Figure 24).** This percentage is a decrease from 21% in 2010. The region followed a similar trend with a decrease in the percentage of adults who currently smoke (20.3% to 18.2%, respectively).
- The percentage of adults who smoke in the service area does not meet the Healthy People 2020 goal of 12%.<sup>13</sup>
- **More than half of adults (57%) in the service area who smoke tried to quit in the past year.**



<sup>12</sup> U.S. Department of Health and Human Services. 2008 Physical Activity Guidelines for Americans, 2008.

<sup>13</sup> 2011 Behavioral Risks of Pennsylvania Adults, PA Department of Health.





### Alcohol Consumption

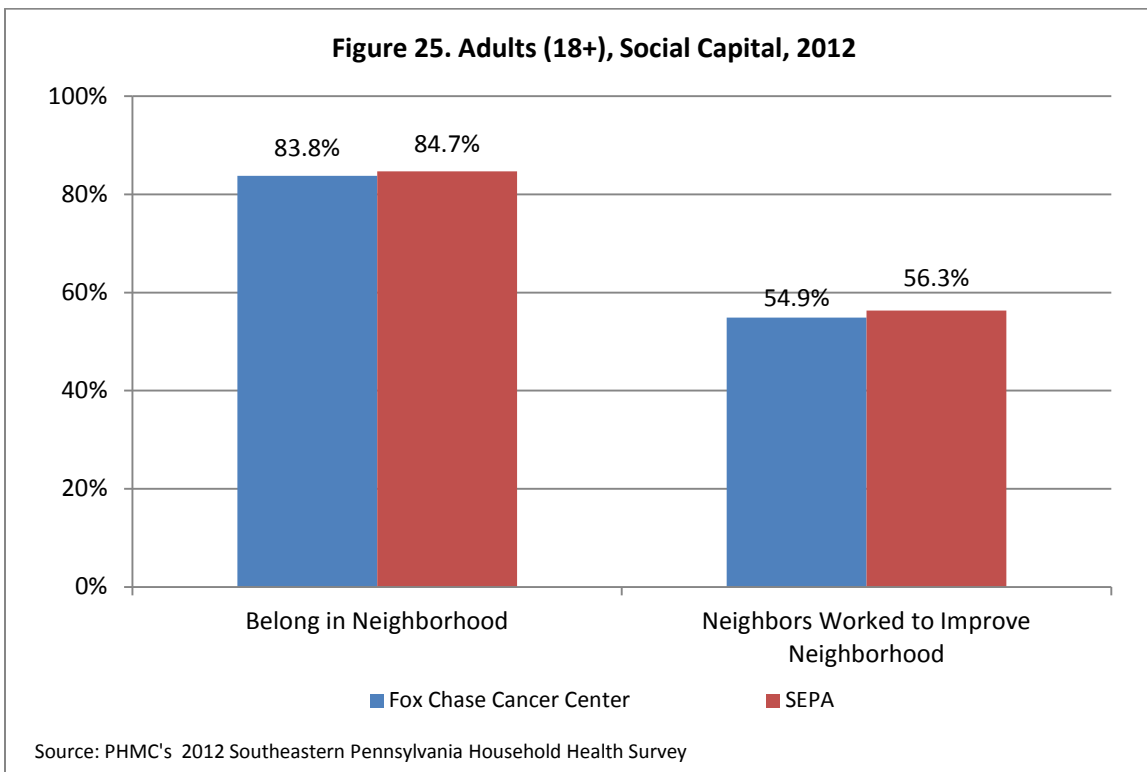
According to the Centers for Disease Control and Prevention (CDC), binge drinking is a common pattern of excessive alcohol use in the U.S. and is defined as five or more drinks on one occasion.<sup>14</sup>

- **Almost three in ten adults (28.8%) in the service area participated in binge drinking on one or more occasions in the past month.** The binge drinking percentage is higher than the statewide percentage of 18.3%<sup>15</sup> but slightly lower than the percentage in the SEPA region (29.5%).

### ***Social Capital and Neighborhood***

Neighborhood factors have important roles in the overall health and well-being of residents. Social capital is one measure used to understand an individual’s neighborhood and role in that neighborhood.

- **The majority (83.8%) of adults in Fox Chase Cancer Center service area feel like they belong in their neighborhood, and slightly more than one-half (54.9%) have worked on a community project to improve the area.** This is a significant decrease compared with the 2010 percentages in which 88.7% of adults in the service area felt like they belonged in the community and 61.5% worked to improve the area (Figure 25).



<sup>14</sup> U.S. Centers for Disease Control and Prevention. Fact Sheets – Binge Drinking – Alcohol (2010).

<sup>15</sup> 2011 Behavioral Risks of Pennsylvania Adults, PA Department of Health.



## **HEALTH NEEDS OF SPECIAL POPULATIONS**

One of the goals of this needs assessment was to identify the health needs of special populations across the service area. The following section focuses on the selected health status and access to care needs of those at risk, who have cancer or are from underrepresented populations in the Fox Chase Cancer Center service area.

### **Health Status**

- Within the service area more than one-third (34.2%) of poor adults living below 150% of the federal poverty level are in fair or poor health compared with only 12.6% of non-poor adults. Approximately one-quarter (25.6%) of Latino adults are in fair or poor health followed by more than two in ten (22.4%) Black adults and 14.3% of White adults.
- Poor adults (38.8%) in the service area are more likely to have high blood pressure compared with non-poor (30.9%) adults. In the service area, Black adults are more likely to have high blood pressure (41.4%) than White (32.1%) and Latino (23.8%) adults.
- Within the service area poor adults are more likely to have been diagnosed with diabetes than non-poor adults; 18.6% of poor adults have been diagnosed with diabetes compared with 10.9% of non-poor adults. Black adults are more likely to have diabetes than Latino and White adults (18.3% compared with 14.3% and 10.4%, respectively).
- Poor adults are twice as likely to have been diagnosed with a mental health condition compared with the non-poor; 26.6% of poor adults have been diagnosed with a mental health condition compared with 13.2% of non-poor adults. Approximately 21.6% of Latino adults in the service area have been diagnosed with a mental health problem; this percentage is higher than for White (16%) and Black (14.1%) adults.
- Poor adults (32.5%) are twice as likely to smoke cigarettes compared with non-poor adults (16.9%). Black (23.4%) and Latino (22.8%) adults are more likely to smoke cigarettes than White (18.9%) adults.
- Poor adults are more than three times more likely to be uninsured compared with non-poor adults; 27.4% of poor adults do not have health insurance compared with 7.9% of non-poor adults. Latino adults (26.5%) are more likely to be uninsured than are Black (17.3%) and White (7%) adults.



---

## **V. UNMET COMMUNITY HEALTH NEEDS**

---

### **UNMET NEEDS AND IDENTIFICATION PROCESS**

The unmet health care needs for this service area were identified and prioritized by comparing the health status, access to care, health behaviors, and utilization of services for residents of the service area to results for the county and state and the Healthy People 2020 goals for the nation. In addition, for Household Health Survey measures, tests of significance were conducted to identify and prioritize unmet needs. Lastly, input from the community meeting participants was also used to further identify and prioritize unmet needs, local problems with access to care, and populations with special health care needs.

#### **Demographic Changes**

The service area's population has increased, and is expected to continue to grow through 2018. Projections show that the age of the population will continue to increase, and a larger percentage will be age 45 or older potentially leading to more residents in need of services.

In addition, an increase in the percentage of residents who speak non-English languages at home—specifically Spanish and Asian languages—is projected. This may result in the need for additional translation services and culturally competent care.

An expected increase in unemployed adults, in combination with changes from the Affordable Care Act, may mean a shift in the mix of insurers and insurance plans of the service area's residents.

#### **Health Status and Behaviors**

The majority of adults in the service area are either overweight or obese, which may indicate potential future health problems. A statistically significant ( $p < .01$ ) higher percentage of adults in the service area are overweight or obese as compared with other parts of SEPA. Three quarters of adults in the service area do not eat the recommended number of servings of fruits and vegetables, and one in six eats fast food twice a week or more often. In addition, nearly half of adults do not exercise three times per week—and one in ten does not exercise at all. This may represent a need for education and programming.

Nearly two in five adults in the service area smoke cigarettes, and more than half of them have tried to quit in the past year without success. This may represent a need for additional preventive services and cessation resources.

About three in ten adults in the service area binge drink. This is much higher than the statewide level, and may represent a need for education and programming.



## **Access and Barriers to Health Care**

In the past year, one in eight adults in the service area needed care but was unable to obtain that care due to the cost, and a similar number did not receive any medical care in the past year. There is an unmet need in the service area for screenings and preventive care. In the past year:

- Two in five women did not have a pap smear;
- One in three women 40+ did not have a mammogram;
- More than four in ten men 45+ did not have a prostate screening; and
- One in five adults 50+ reported it had been ten years or longer since their last colonoscopy.

Qualitative findings showed that area residents have difficulty navigating the health care system, that those without health insurance or with public insurance face additional barriers and that residents who speak languages other than English are in need of supplemental services to assist them in receiving care.

**Information gathered from community meetings underscores the fact that residents also have trouble accessing specialty services such as cancer care.** Specialty appointments and diagnostic tests can be difficult to obtain due to long waiting periods and the cost of paying for medical tests. The uninsured and underinsured were identified as populations most affected by the costs of testing.

**Participants in the community identified the need for continuity of care and better transition and coordination of care.** Community members vocalized the feeling of being passed around among doctors when trying to establish continuity of care.

According to findings from the community meetings, it was identified that many adults in the service area have difficulties accessing prescription medications. Because many adults do not have prescription drug plans they experience high out-of-pocket costs. Community members also emphasized the need for better communication about home care options and also available services for caregivers.

Many of these prioritized unmet needs are already being addressed in the service area by the hospital, other health care providers, government, and local non-profits. In addition, many of these unmet needs are not within the hospital's mission. This list should be used to assist the hospital in addressing these needs in their needs assessment implementation plan.



**APPENDIX A:**  
**FOX CHASE'S OFFICE OF HEALTH COMMUNICATIONS & HEALTH DISPARITIES COMMUNITY**  
**ADVISORY COUNCIL MEMBERS**  
**AND**  
**OTHER COMMUNITY MEETING ATTENDEES**



## Fox Chase's Office of Health Communications & Health Disparities Community Advisory Council Meetings

<p><u>Community Advisory Members</u> Meetings: October 26, 2012 and February 8, 2013</p> <p>Maria Pajil Battle Edgar Houston Jenny Chung Elizabeth Conde-Frazier Crystal Jacobs for Council Women Marian Tasco Debbera Peoples-Lee, Ph.D. Walter Tsou, MD, MPH Jamahal Boyd Jo-Yu Chen Jerry Wright Cynthia Livingston Marie James Nimidia Oviedo, MD Stephen Gambescia, Ph.D. Joanne Buzaglo</p>	<p><u>SOURCE Steering Committee Members</u> Meetings: September 26, 2012, January 31, 2013</p> <p>Anita Conners Judith Williams Sharlene Waller Kristen Bellamy Glenn Rall, Ph.D. Stephanie DaCosta Camille Ragin, Ph.D. Novella Lyons Taalibah Karien White Elizabeth Hopper, Ph.D. Angel Pagan Beatriz Acosta Johana Vanegas, MD Pita Lacenski Oxholm</p>
---	---

<u>Name</u>	<u>Title</u>	<u>Organization</u>	<u>Phone</u>	<u>Email</u>	<u>Area of Expertise</u>
Maria Pajil Battle	Senior Vice President of Public Affairs and Marketing	Keystone Mercy Health Plan	215-863-5609	maria.battle@kmhp.com	Health Insurer
Edgar Houston					
Jenny Chung	Owner, president and CEO	JC Melrose Country Club	(215) 379-5300		Private business
Elizabeth Conde-Frazier	Vice President of Education and Dean	Esperanza College	215.324.0746 x 419	<a href="mailto:econdefr@eastern.edu">econdefr@eastern.edu</a>	Academic expert
Crystal Jacobs	Communications and special events director	Councilwoman Marian Tasco	(215) 686-3454	crystal.jacobs@phila.gov	Local government official
Debbera Peoples-Lee	CEO	West Oak Lane	215-927-7995	<a href="mailto:dlee@wolcs.org">dlee@wolcs.org</a>	Academic Expert



		Charter School	(main)		
Walter Tsou	Public Health and Health Policy consultant				Special knowledge or expertise in public health
Jamahal Boyd	Former Director, Office of Health Equity PA Department of Health. Current President/CEO, JB Consulting / JB Productions				Private business
Jo-Yu Chen	Co-Chair	The Asian Mosaic Fund Giving Circle		Chairs@asianmosaicfund.org	Non-profit organization providing funding to support the Asian community
Jerry Wright	Member of Community Advisory Council	Fox Chase Cancer Center	856-667-6770 (main at UTRS)	<a href="mailto:jwright@utrs.com">jwright@utrs.com</a>	Leaders or members of medically underserved low income and minority populations with chronic disease needs in the community served by the hospital facility; Private business owner
Cynthia Livingston	Consultant				
Marie James	Clinical Nurse Manager	Philadelphia Department of Public health, Division of Maternal, Child & Family Health	(215) 685-5262	marie.james@phila.gov	Health departments or agencies with special knowledge of the health needs of the community; Health care provider
Nimidia Oviedo	Physician, Family medicine	Kensington Hospital	215- 426-8100 (main)		Health care provider
Stephen Gambescia,	Associate Clinical Professor of Health Services Administration, Assistant Dean of Academic and Student Affairs	Drexel University	215-762-8405	<a href="mailto:sfg23@drexel.edu">sfg23@drexel.edu</a>	Academic expert



Joanne Buzaglo	Vice President, Research & Training	Cancer Support Community			Special knowledge or expertise in public health (cancer); Nonprofit organization focused on cancer
Anita Conner	Founder and Chairman	George E. Thorne Development Center Center,	(215) 782- 8833	<a href="mailto:aconner@atconnercpa.com">aconner@atconnercpa.com</a>	Nonprofit organization; Community-based organization
Judith Williams					
Sharlene Waller	Director of Operations	West Oak Lane Senior Center	215- 386-0379	<a href="mailto:sharlene.waller@phila.gov">sharlene.waller@phila.gov</a>	Agency with special knowledge of the health needs of the community (older adults); Nonprofit organization (senior center)
Kristen Bellamy	Physician Liaison	Fox Chase Cancer Center			Health care provider
Glenn Rall	Associate Professor	Fox Chase Cancer Center	215-728-3617	<a href="mailto:Glenn.Rall@fcc.edu">Glenn.Rall@fcc.edu</a>	Academic Expert (viral infections)
Stephanie DaCosta					
Camille Ragin	Associate Professor	Fox Chase Cancer Center	215-728-1148	<a href="mailto:Camille.Ragin@fcc.edu">Camille.Ragin@fcc.edu</a>	Special knowledge or expertise in public health (cancer among Blacks); Academic Expert;
Novella Lyons	President	Women of Faith and Hope			Leaders or members of medically underserved low income and minority populations with chronic disease needs in the community (African American women, breast health); Non-profit org; Health care provider (breast screenings)
Taalibah Karien White	Manager of Training and Performance Improvement	Family Planning Council	215- 985-2600 (main)	<a href="mailto:Taalibah@familyplanning.org">Taalibah@familyplanning.org</a>	Special knowledge or expertise in public health; Leaders or members of medically underserved low income and minority populations with chronic disease needs in the community served by the hospital facility; Nonprofit org focused on sexual and reproductive health





Elizabeth Hopper, Ph.D.	Assistant Professor	Fox Chase Cancer Center	215-214-1505	<a href="mailto:Elizabeth.Hopper@fcc.edu">Elizabeth.Hopper@fcc.edu</a>	Academic expert
Angel Pagan					
Beatriz Acosta	Patient	Fox Chase Cancer Center			Member of medically underserved low income and minority populations with chronic disease needs in the community (Spanish speaking, cancer)
Johana Vanegas	Business Development Manager	Fox Chase Cancer Center		<a href="mailto:Johana.Vanegas@fcc.edu">Johana.Vanegas@fcc.edu</a>	Health care provider
Pita Lacenski Oxholm	Executive Director of Housing and Economic Development	Esperanza	215-324-0746 ext: 276	<a href="mailto:placenski@esperanza.us">placenski@esperanza.us</a>	Special knowledge of the health needs of the community (Hispanic); Community based organization-Hispanic faith-based network community service org



Bucks County Area Community Meeting  
At Doylestown Hospital  
Community Health Needs Assessment  
August 21<sup>st</sup>, 2012

<u>Name</u>	<u>Title</u>	<u>Organization</u>	<u>Telephone Number</u>	<u>E-mail Address</u>	<u>Area of Expertise</u>
Ciel Krajewski	Director of Life Enrichmen	Pine Run Community	215-340-5168		Agency with special knowledge of the health needs of the community; Health care provider
Nilsa Perez	Admission Coordinator	Pine Run Community	215.340.5162	nperez@pinerun.org	Agency with special knowledge of the health needs of the community; Health care provider
Michele Florkowski	Director of Financial Accounting	Doylestown Hospital	215-230-4221		Leaders of medically underserved low income and minority populations with chronic disease needs in the community served by the hospital facility; Health care provider
Ron Watson	Director of Communications	Doylestown Hospital	215-345-2867		Leaders of medically underserved low income and minority populations with chronic disease needs in the community served by the hospital facility; Health care provider
Michael Ratajczak	Executive Director	Ann Silverman Free Clinic	215.345.2947	freeclinic@dh.org	Leaders of medically underserved low income and minority populations with chronic disease needs in the community served by the hospital facility; Community health centers, including those focused on medically underserved, low income minorities with chronic diseases
Karen McCurdy	Community Relations	Doylestown Hospital	(215) 345-2665	kmccurdy@dh.org	Leaders of medically underserved low income and minority populations with chronic disease needs in the community served by the hospital facility; Health



					care provider
Linda Goodwin	Executive Director	Bucks County Foundation	215.997.856	lg@buckscountyfoundation.org	Non-profit organization providing funding
Richard Reif	President and CEO	Doylestown Hospital			Leaders of medically underserved low income and minority populations with chronic disease needs in the community served by the hospital facility; Health care provider
Karen Quinlan	Director Cancer Services	Doylestown Hospital	(215) 345-2866	<a href="mailto:kquinlan@dh.org">kquinlan@dh.org</a>	Leaders of medically underserved low income and minority populations with chronic disease needs in the community served by the hospital facility; Health care provider
Sheri Putnam	Executive Director Doylestown Hospital/BCPHA	Doylestown Hospital	215-345-2071	<a href="mailto:SPutnam@dh.org">SPutnam@dh.org</a>	Leaders of medically underserved low income and minority populations with chronic disease needs in the community served by the hospital facility; Health care provider
Scott Levy	Vice President, Chief Medical Office	Doylestown Hospital	(215) 345-2822		Leaders of medically underserved low income and minority populations with chronic disease needs in the community served by the hospital facility; Health care provider
Sally Fabian	Executive Director	Bucks County Health Improvement Partnership (BCHIP)	215-710-2201	<a href="mailto:sfabian@bchip.org">sfabian@bchip.org</a>	Agencies with special knowledge of the health needs of the community; Non-profit collaborative addressing gaps in health services and improving the health status of the community
Betsy Seeber	Chief Accounting Officer	Doylestown Hospital	(215) 345-2321		Leaders of medically underserved low income and minority populations with chronic disease needs in the community served by the hospital facility; Health care provider
Eleanor Wilson	COO	Doylestown Hospital	(215) 345-2214	<a href="mailto:ewilson@dh.org">ewilson@dh.org</a>	Leaders of medically underserved low



					income and minority populations with chronic disease needs in the community served by the hospital facility; Health care provider
--	--	--	--	--	---



Bucks and Montgomery County Area Community Meetings  
At Grandview Hospital  
Community Health Needs Assessment  
July 31, 2012

<u>Name</u>	<u>Title</u>	<u>Agency</u>	<u>Email</u>	<u>Phone</u>	<u>Area of Expertise</u>
Carol Berster	President/CEO	Peter Becker Community	<a href="mailto:cberster@petterbeckercommunity.com">cberster@petterbeckercommunity.com</a>	215-256-9501	Nonprofit organization-continuing care retirement community; Health care provider, older adults;
Paul A. Nye	Vice President Mission Support	Peter Becker Community	<a href="mailto:pnye@peterbeckercommunity.com">pnye@peterbeckercommunity.com</a>	215-703-4015	Nonprofit organization-continuing care retirement community; Health care provider, older adults;
Edward Brubaker	President/CEO	Living Branches	<a href="mailto:Edward.brubaker@livingbranches.org">Edward.brubaker@livingbranches.org</a>	215-363-4430	Nonprofit organization-religious based continuing care communities; Health care provider, older adults
David Crosson	CEO	Indian Creek Fdn.	<a href="mailto:dcrosson@indcreek.org">dcrosson@indcreek.org</a>	267-203-1500 x 103	Nonprofit organization serving children and adults with intellectual and developmental disabilities; Healthcare provider-behavioral health
Terry Kolza		Lutheran Community at Telford	<a href="mailto:tykolaz@lctelford.org">tykolaz@lctelford.org</a>	215-723-9819	Nonprofit organization-continuing care retirement community; Health care provider, older adults;



Chuck Niccolls	Community Relations Representative	Pyramid Healthcare	<a href="mailto:cniccolls@pyramidhc.com">cniccolls@pyramidhc.com</a>	484-515-6878	Special knowledge of medically underserved low income and minority populations with chronic disease needs in the community served by the hospital facility; Health care provider of behavioral health for adolescents and adults
Bob Mensch	Senator	PA Senate	<a href="mailto:bobmensch@pasen.gov">bobmensch@pasen.gov</a>	484-433-5917	State government official
Lisa Walter	Chief of Staff to Senator Mensch	PA Senate	<a href="mailto:lwalter@pasen.gov">lwalter@pasen.gov</a>	215-541-2388	Staff of state government official
Mike Anderson	Wellness Director	Indian Valley Family YMCA	<a href="mailto:Manderson2001@msn.com">Manderson2001@msn.com</a>	215-723-3569 x119	Non-profit org fostering health and wellness
Liz Socki	Intake Administrator	Montg. Co. Children & Youth	<a href="mailto:esocki@montcopa.org">esocki@montcopa.org</a>	610-278-5878	Health departments or agencies with special knowledge of the health needs of the community-Child welfare
Christine Stone	Clinical Liaison	Liferequest NSG Center	<a href="mailto:cstone@lq.org">cstone@lq.org</a>	267-374-3330	Nonprofit organization; Health care provider serving children through older adults
Sally Fabian, R.N.	Executive Director	Bucks county Health Improvement Partnership	<a href="mailto:sfabian@bchip.org">sfabian@bchip.org</a>	215-710-5079	Public Health expert. Special knowledge of the health needs of the community; Non-profit collaborative addressing gaps in health services and improving the health status of the community
Robin Fox, R.N.	Nurse Coordinator	Souderton Area School District	<a href="mailto:rfox@soudertonsd.org">rfox@soudertonsd.org</a>	215-721-0606	Public health expert. Health care provider for school students



David Sherwin	Administrative Director	Mont. Co. Ass. For the Blind	<a href="mailto:David.sherwin@mcob.org">David.sherwin@mcob.org</a>	215-554-1113	Special knowledge or expertise in health care needs of a medically underserved population; Nonprofit organization serving blind
Patricia Stern Smallacombe	Sr. Vice President, Community Impact	United Way of Bucks County	<a href="mailto:pattys@uwbucks.org">pattys@uwbucks.org</a>	215-949-1660 x 115	Special knowledge of the health and social service needs of the underserved low income and minority community; Nonprofit organization, including those focused on health issues
Lynne Rainey, LSW	Executive Director	Bucks Co. Children and Youth Social Services Agency	<a href="mailto:ldrainey@co.bucks.co.us">ldrainey@co.bucks.co.us</a>	215-348-6900	Special knowledge of the health needs children in the community- Child welfare agency



**Montgomery County Community Meeting**  
**Abington Area**  
Community Health Needs Assessment  
Abington Public Library  
June 4, 2012

<u>Name</u>	<u>Organization</u>	<u>Phone #</u>	<u>Job Title</u>	<u>E-mail Address</u>	<u>Area of Expertise</u>
Mae O'Brien	Healthlink Medical Center	215-364-4247	Executive Director	<a href="mailto:mobrien@healthlinkmedical.org">mobrien@healthlinkmedical.org</a>	Leader of medically underserved low income; Health care provider; Community health center
Stacy Sweinhart	Laurel House	610-277-1860 x 108	DART Program Manager	<a href="mailto:sweinhart@laurel-house.org">sweinhart@laurel-house.org</a>	Public health expert; Non-profit org focused on domestic violence; Community based org
Barbara O'Malley	Montgomery Co Health Dept	610-278-5117 x6878	Community Health Facilitator	<a href="mailto:bomalley@montcopa.org">bomalley@montcopa.org</a>	Health Department
Mary Grash	Abington Memorial Hospital Dept of Radiology	215-659-4078		<a href="mailto:mgrash@amh.org">mgrash@amh.org</a>	Health care provider
Renee Bates	Second Alarmers	215-659-1885 x 116	Executive Director	<a href="mailto:Renee.Bates@main.sars.org">Renee.Bates@main.sars.org</a>	Leaders of medically underserved; Health care provider; Non-profit org providing emergency medical services
Stephanie DaCosta	Bethel Deliverance International Church	215-885-2585	Director	<a href="mailto:Comoutreach87@aol.com">Comoutreach87@aol.com</a>	Nonprofit religious organization
Cheryl Horsey	Cheltenham School District	215-881-6333	Supervisor of Pupil Services	<a href="mailto:chorsey@cheltenham.org">chorsey@cheltenham.org</a>	Health care provider for school students
Rosemary Hinkle	Abington Community Task Force	215-887-4954	Project Specialist-Public Information	<a href="mailto:rhinkle@abington.org">rhinkle@abington.org</a>	Special knowledge of the health needs of the community; Non-profit, Community-based org focused on youth and family support services
Cynthia Grasty	Grace Trinity Fellowship	267-419-8596		<a href="mailto:Cynthia@comcast.net">Cynthia@comcast.net</a>	
Karen Gurmankin	US Rep. Allyson Schwartz	215-335-3355	Field Representative, Congressional District Office	<a href="mailto:Karen.gurmankin@mail.house.gov">Karen.gurmankin@mail.house.gov</a>	Local government official
Bokhyae Koh	Won Community Center	215-884-8443		<a href="mailto:info@woncommunity.org">info@woncommunity.org</a>	Leader of underserved; Community-based organization serving low-income families and minorities





Miriam Burnett	New Bethel AME Church	267-636-2407	Pastor	<a href="mailto:mjbchcamec@yahoo.com">mjbchcamec@yahoo.com</a>	Nonprofit religious organization
Le Quyen Vu	Indochinese American Counsel	215-457-0272	Executive Director	<a href="mailto:LeQuyen@iacphila.org">LeQuyen@iacphila.org</a>	Community-based organization focused on disadvantaged, multi-racial minority Americans
Carol P. Jones	Inglis Care Management	215-581-5787	Director of Care Management	<a href="mailto:Carol.jones@inglis.org">Carol.jones@inglis.org</a>	Leaders of medically underserved low income and minority populations with chronic disease needs in the community served by the hospital facility; Health care provider of case management for physically disabled
Basha Silverman	Jewish Family & Children's Services		Vice President, Programs and Services	<a href="mailto:bsilverman@jfcshilly.org">bsilverman@jfcshilly.org</a>	Nonprofit religious organization providing social and community services
Joanne Lippert	Jewish Family & Children's Services		Co-Director Adult and Family Services	<a href="mailto:jlippert@jfcshilly.org">jlippert@jfcshilly.org</a>	Nonprofit religious organization providing social and community services
Elissa Della Monica	Abington Memorial Hospital		Executive Director, Home Care and Hospice		Special knowledge in public health; Health care provider of home care and hospice
Ethel O'Dea	Penn State Abington	215-881-7392	Program Assistant, Student Affairs	<a href="mailto:Eao3@psu.edu">Eao3@psu.edu</a>	Health care provider for school students



Montgomery County Area Community Meeting  
At Lansdale Hospital  
Community Health Needs Assessment  
June 6, 2012

<u>Name</u>	<u>Organization</u>	<u>Title</u>	<u>Telephone Number</u>	<u>E-mail Address</u>	<u>Area of Expertise</u>
Russell Johnson	North Penn Community Health Foundation	President and CEO	215-716-5400	<a href="mailto:rjohnson@npchf.org">rjohnson@npchf.org</a>	Non-profit organization focused on health issues
Kathy McCarter	North Penn VNA	Director, Community Health	215-855-7343	<a href="mailto:Kmccarter@npvna.org">Kmccarter@npvna.org</a>	Health care provider; Public health expert
Sally Kauffman	North Penn High School	School Nurse	215-853-1335	<a href="mailto:kauffmans@npenn.org">kauffmans@npenn.org</a>	Health care provider; children
Nadja Mummery	MANNA on Main Street	Client Services Manager	215-855-5454	<a href="mailto:nadja@mannaonmain.org">nadja@mannaonmain.org</a>	Community based organization focused on nutrition
Sherry Sikora	NAMI PA	President, Board of Directors	215-361-7784	<a href="mailto:Name-sherry@verizon.net">Name-sherry@verizon.net</a>	Non-profit organization focused on mental health issues
Beverly Welhan	Montgomery County Community College	Dean of Health Sciences	215-641-6470	<a href="mailto:bwelhan@mc3.edu">bwelhan@mc3.edu</a>	Non-profit organization; public health expert



**Eagleview Hospital Area Community Meeting**  
Community Health Needs Assessment  
Eagleview Hospital  
July 9, 2012

<b><u>Name</u></b> <b><u>(First Name and</u></b> <b><u>Last Initial)</u></b>	<b><u>County</u></b>	<b><u>Title</u></b>	<b><u>Area of Expertise</u></b>
Jesus L.	Philadelphia	patient/consumer	Member of community including minorities and the chronically mentally ill
Julio C.	Dauphin	patient/consumer	Member of community including minorities and the chronically mentally ill
Raul E.	Lebanon	patient/consumer	Member of community including minorities and the chronically mentally ill
Kelvin O.	Philadelphia	patient/consumer	Member of community including minorities and the chronically mentally ill
Jessica O.	Bucks	patient/consumer	Member of community including minorities and the chronically mentally ill
Rob K.	Wayne	patient/consumer	Member of community including minorities and the chronically mentally ill
Jeremy G.	Lancaster	patient/consumer	Member of community including minorities and the chronically mentally ill
Basil R.	Schuylkill	patient/consumer	Member of community including minorities and the chronically mentally ill
Joe D.		patient/consumer	Member of community including minorities and the chronically mentally ill
J. Mike M.		patient/consumer	Member of community including minorities and the chronically mentally ill
Theresa W.	Philadelphia	patient/consumer	Member of community including minorities and the chronically mentally ill
Lauren B.		patient/consumer	Member of community including minorities and the chronically mentally ill
Val W.	Northampton	patient/consumer	Member of community including minorities and the chronically mentally ill
Mike J.		patient/consumer	Member of community including minorities and the chronically mentally ill
Stanley W.	Philadelphia	patient/consumer	Member of community including minorities and the chronically mentally ill
Randy R.	Reading	patient/consumer	Member of community including minorities and the chronically mentally ill
Lisa P.	Philadelphia	patient/consumer	Member of community including minorities and the chronically mentally ill
Helicia D.	Philadelphia	patient/consumer	Member of community including minorities and the chronically mentally ill
Terrine W.	Philadelphia	patient/consumer	Member of community including minorities and the chronically mentally ill
Tina S.	Pottstown	patient/consumer	Member of community including minorities and the chronically mentally ill
Shirley M.	Carbon	patient/consumer	Member of community including minorities and the chronically mentally ill
Melinda T.	Chester	patient/consumer	Member of community including minorities and the chronically mentally ill



Mark S.	Lehigh	patient/consumer	Member of community including minorities and the chronically mentally ill
Keith H.		patient/consumer	Member of community including minorities and the chronically mentally ill
Christ P.		patient/consumer	Member of community including minorities and the chronically mentally ill
Earline	Chester	patient/consumer	Member of community including minorities and the chronically mentally ill
Theresa R.	Delaware	patient/consumer	Member of community including minorities and the chronically mentally ill
Brian R.	Montgomery	patient/consumer	Member of community including minorities and the chronically mentally ill
Chris S.	Montgomery	patient/consumer	Member of community including minorities and the chronically mentally ill
Michael R.	Philadelphia	patient/consumer	Member of community including minorities and the chronically mentally ill
Jason M.	Philadelphia	patient/consumer	Member of community including minorities and the chronically mentally ill



**Eagleville Hospital Area Community Meeting**  
Community Health Needs Assessment  
Eagleville Hospital  
July 31, 2012

<u>Name</u>	<u>County/ Location</u>	<u>Organization</u>	<u>Title</u>	<u>Phone</u>	<u>Email</u>	<u>Area of Expertise</u>
Lisa Clayton	Bucks					
Tom McGuirk	Montgomery, Delaware, Chester	Main Line Health-Behavioral Health	Community Relations Liaison	484-337-8755	<a href="mailto:mguirkt@mlhs.org">mguirkt@mlhs.org</a>	Leaders of medically underserved low income and minority populations with chronic disease needs in the community served by the hospital facility; Special knowledge or expertise in public health (behavioral health); Health care provider, behavioral health
Jim Bechtel	Montgomery, Delaware, Bucks	Magellan Behavioral Health of Pennsylvania, Inc.				Managed Care Organization (behavioral health)
Cheryl Nolinman	Montgomery					
Carol Albright	Montgomery	Eagleville Hospital	Director, Concurrent Review			Leaders of medically underserved low income and minority populations with chronic disease needs in the community served by the hospital facility; Health care provider, behavioral health
Sandra Kasky	Montgomery	Eagleville Hospital	Director of Nursing			Leaders of medically underserved low income and minority populations with chronic disease needs in the community served by the hospital facility; Health care provider, behavioral health
Barbara Day	Montgomery					
Christine Falcone	Montgomery	Eagleville Hospital	Director of Quality Management			Leaders of medically underserved low income and minority populations with chronic disease needs in the community served by the hospital facility; Health care provider, behavioral health
Charlie Folberg	Montgomery					



Temple University Hospital Community Meeting  
Community Health Needs Assessment  
July 17, 2012

<u>Name</u>	<u>Title</u>	<u>Agency</u>	<u>Email</u>	<u>Phone No.</u>	<u>Area of Expertise</u>
Im Ja Choi	Executive Director and Founder	Penn Asian Senior Services, Inc. (PASSI)	<a href="mailto:imja.choi@verizon.net">imja.choi@verizon.net</a>	215-572-1234	Agency with special knowledge of the health needs of the community; Leaders or members of medically underserved low income and minority populations with chronic disease needs in the community served by the hospital facility; health care provider- ailing English limited Asian seniors
Apeler Burn		MUCS	Apeler.Barnes	267-258-3111	
Bobby J. Williams				215-221-5257	
Verna Tyner	Founder	Tioga United	<a href="mailto:Tiogaunited@hotmail.com">Tiogaunited@hotmail.com</a>	215-227-2858	Community-based nonprofit organization focused on community rebuilding
Joseph Dner		Tioga United	<a href="mailto:Jlt5033@yahoo.com">Jlt5033@yahoo.com</a>	215-665-2060	Community-based nonprofit organization focused on community rebuilding
Safiyah Abdul Latif		Block Captains' Committee of Nicetown (BCCN)	<a href="mailto:Safiyah1@aol.com">Safiyah1@aol.com</a>	215-457-4042	Community-based organization focused on community development
Kim Niemala	Director	COSACOSA	<a href="mailto:kim@cosacosa.org">kim@cosacosa.org</a>	215-385-255	Non-profit organization creating public art specific to neighborhoods



Temple University Hospital Community Meeting  
Community Health Needs Assessment  
July 18, 2012

<u>Name</u>	<u>Title</u>	<u>Agency</u>	<u>Email</u>	<u>Phone No.</u>	<u>Area of Expertise</u>
Stephanie Phillips		Zion Bapt. Church	<a href="mailto:cfullenwel@aol.com">cfullenwel@aol.com</a> <a href="mailto:sphillips5350@aol.com">sphillips5350@aol.com</a>	215-913-4111	Nonprofit organization-religious
Ann Myers	Vice President of Programs and Services	Women's Christian Alliance	<a href="mailto:amyers@wcafamily.org">amyers@wcafamily.org</a>	215-236-9911	Agency with special knowledge of the health needs of the community (African Americans); Nonprofit organization-religious.
George Van Norton	Church Administrator	Zion Baptist Church	<a href="mailto:zionbaptphila@aol.com">zionbaptphila@aol.com</a>	215-4990-5884	Nonprofit organization-religious
Majeedah Rashid	Executive Vice President	Nicetown CDC	<a href="mailto:majeedah@nicetowncdc.org">majeedah@nicetowncdc.org</a>	215-329-1825	Agency with special knowledge of the health needs of the community; Community based organization



**Episcopal Hospital Community Meeting**  
Community Health Needs Assessment  
July 16, 2012

<u>Name</u>	<u>Title</u>	<u>Agency</u>	<u>Phone</u>	<u>Email</u>	<u>Area of Expertise</u>
Virginia Bernier	Chief of Staff	COMHAR, Inc.	215- 203-3000 (main)		Leaders or members of medically underserved low income and minority populations with chronic disease needs in the community served by the hospital facility (behavioral health); Community health centers focused on behavioral health; Nonprofit org; Healthcare provider
Robert Miele	Vice President for Adult Services	COMHAR, Inc.	215- 203-3000 (main)		Leaders or members of medically underserved low income and minority populations with chronic disease needs in the community served by the hospital facility (behavioral health); Community health centers focused on behavioral health; Nonprofit org; Healthcare provider
Kevin Musselman		Lutheran Settlement House	215-426-8610 x 203		Special knowledge or expertise in public health (violence); Nonprofit organization, including those focused on health issues; Community-based organizations focused on domestic violence, education, and homeless services
Keila Canete	Program Manager, MOMobile	Maternity Care Coalition	215- 972-0700 (main)	kcanete@momobile.org	Nonprofit organization focused on maternal and child health
Naima Black	Program Manager	Maternity Care Coalition	215- 972-0700 (main)	nblack@maternityarecoalition.org	Nonprofit organization focused on maternal and child health
Fiana Gass		1950 N. 16 <sup>th</sup> st.			
Melanie Ficke	Program Coordinator	Congreso	215-763-8870 ext. 1909	<a href="mailto:fickem@congreso.net">fickem@congreso.net</a>	Agency with special knowledge of the health needs of the community (Latinos); Community-based organization





					with expert focus in the Latino community and health, education, economic and social services
Cheryl Pope	Deputy Vice President, Human Services	Asociacion Puertorriquenos en Marcha	267-296-7351	<a href="mailto:cheryl.pope@apmphila.org">cheryl.pope@apmphila.org</a>	Agency with special knowledge of the health needs of the community (Latinos); Nonprofit organization with expert focus in the Latino community; Health care provider, including behavioral health



## **APPENDIX B: CENSUS TABLES**



**The Hospital of the Fox Chase Cancer Center's Service Area**

**Table 1. Socio-Demographic Indicators, U.S. Census**

Total Population		2000		2010		2013		2018	
		1,817,337		1,857,025		1,874,866		1,900,590	
		Freq.	%	Freq.	%	Freq.	%	Freq.	%
Age	0-17	456,341	(25.1)	430,819	(23.2)	427,733	(22.8)	425,965	(22.4)
	18-44	686,754	(37.8)	655,181	(35.3)	651,119	(34.7)	645,924	(34.0)
	45-64	412,227	(22.7)	508,996	(27.4)	516,247	(27.5)	511,962	(26.9)
	65+	262,015	(14.4)	262,029	(14.1)	279,767	(14.9)	316,739	(16.7)
Gender	Male	866,404	(47.7)	890,990	(48.0)	900,517	(48.0)	914,633	(48.1)
	Female	950,933	(52.3)	966,035	(52.0)	974,349	(52.0)	985,957	(51.9)
Race/Ethnicity*	White	1,277,075	(70.3)	1,156,731	(62.3)	1,131,005	(60.3)	1,094,887	(57.6)
	Black	331,231	(18.2)	372,381	(20.1)	384,707	(20.5)	401,452	(21.1)
	Asian	70,237	(3.9)	107,966	(5.8)	117,513	(6.3)	131,276	(6.9)
	Other	28,430	(1.6)	37,758	(2.0)	40,380	(2.2)	44,197	(2.3)
	Latino	110,364	(6.1)	182,189	(9.8)	201,261	(10.7)	228,778	(12.0)
Language Spoken at Home	English	--	--	1,430,784	(83.8)	1,440,100	(81.9)	1,458,636	(81.9)
	Spanish	--	--	106,049	(6.2)	131,245	(7.5)	132,904	(7.5)
	Asian Language	--	--	54,798	(3.2)	65,222	(3.7)	65,623	(3.7)
	Other	--	--	116,507	(6.8)	121,573	(6.9)	122,958	(6.9)

\*White, Black, Asian and Other races exclude Latinos.  
Source: Nielsen-Claritas Pop-Facts Database and 2010 U.S. Census.



**Table 2. Latino Population by Specific Origin, U.S. Census**

Total Population		2000		2010		2013		2018	
		1,817,337		1,857,025		1,874,866		1,900,590	
		Freq.	%	Freq.	%	Freq.	%	Freq.	%
Specific Origin	Cuban	2,833	(0.2)	3,675	(0.2)	3,896	(0.2)	4,476	(0.2)
	Mexican	8,926	(0.5)	19,366	(1.0)	24,256	(1.3)	27,662	(1.5)
	Puerto Rican	72,179	(4.0)	100,602	(5.4)	122,674	(6.5)	139,919	(7.4)
	Other	26,426	(1.5)	35,509	(1.9)	50,435	(2.7)	56,721	(3.0)

Source: Nielsen-Claritas Pop-Facts Database and 2010 U.S. Census.

**Table 3. Population by Detailed Asian Origin, U.S. Census**

Total Population		2000		2010		2013		2018	
		1,817,337		1,857,025		1,874,866		1,900,590	
		Freq.	%	Freq.	%	Freq.	%	Freq.	%
Asian Origin	Indian	20,993	(1.2)	29,566	(1.6)	38,493	(2.1)	43,113	(2.3)
	Cambodian	3,041	(0.2)	3,001	(0.2)	4,586	(0.2)	4,949	(0.3)
	Chinese	13,448	(0.7)	17,545	(0.9)	23,741	(1.3)	26,688	(1.4)
	Filipino	4,816	(0.3)	6,241	(0.3)	5,529	(0.3)	6,185	(0.3)
	Hmong	123	(0.0)	120	(0.0)	ND		ND	
	Japanese	977	(0.1)	1,332	(0.1)	970	(0.1)	1,080	(0.1)
	Korean	14,410	(0.8)	19,426	(1.0)	18,716	(1.0)	20,969	(1.1)
	Laotian	521	(0.0)	552	(0.0)	652	(0.0)	702	(0.0)
	Thai	265	(0.0)	362	(0.0)	794	(0.0)	863	(0.0)
	Vietnamese	7,728	(0.4)	8,794	(0.5)	13,944	(0.7)	15,609	(0.8)
	Other	4,321	(0.2)	5,642	(0.3)	10,876	(0.6)	12,019	(0.6)

Source: Nielsen-Claritas Pop-Facts Database and 2010 U.S. Census.

ND=Not Displayed. Percentages are not calculated and displayed when the count is less than 10.



**Table 4. Socio-Economic Indicators, U.S. Census**

		2000		2010		2013		2018	
		1,817,337		1,857,025		1,874,866		1,900,590	
		Freq.	%	Freq.	%	Freq.	%	Freq.	%
<b>Education</b>	Less than HS	220,405	(18.2)	161,481	(13.1)	159,782	(12.5)	165,384	(12.6)
	HS graduate	665,010	(54.8)	690,169	(56.1)	723,086	(56.8)	745,799	(57.0)
	College or more	327,744	(27.0)	378,969	(30.8)	390,733	(30.7)	398,011	(30.4)
<b>Employment</b>	Employed	841,226	(94.1)	877,596	(94.1)	872,317	(89.5)	886,104	(89.4)
	Unemployed	52,642	(5.9)	54,548	(5.9)	102,822	(10.5)	104,616	(10.6)
<b>Poverty Status</b>	Families living in poverty w/o children	8,793	(3.9)	39,934	(8.4)	46,773	(9.9)	47,749	(9.9)
	Families living in poverty with children	28,797	(11.9)	29,613	(12.8)	34,902	(15.5)	35,657	(15.5)
<b>Housing Unit Type</b>	Renter-occupied	204,889	(29.8)	231,083	(32.7)	234,741	(32.8)	239,892	(32.9)
	Owner-occupied	481,839	(70.2)	476,640	(67.3)	481,923	(67.2)	489,160	(67.1)
<b>Median Household Income</b>		65,272		81,392		81,251		88,982	

Source: Nielsen-Claritas Pop-Facts Database and 2010 U.S. Census.



**Montgomery County**

**Table 5. Socio-Demographic Indicators, U.S. Census**

Total Population		2000		2010		2013		2018	
		750,097		799,874		809,053		822,203	
		Freq.	%	Freq.	%	Freq.	%	Freq.	%
Age	0-17	181,145	(24.1)	183,499	(22.9)	183,286	(22.7)	182,630	(22.2)
	18-44	281,973	(37.6)	267,385	(33.4)	263,919	(32.6)	260,802	(31.7)
	45-64	175,182	(23.4)	228,263	(28.5)	233,294	(28.8)	233,804	(28.4)
	65+	111,797	(14.9)	120,727	(15.1)	128,554	(15.9)	144,967	(17.6)
Gender	Male	362,554	(48.3)	387,964	(48.5)	392,569	(48.5)	399,188	(48.6)
	Female	387,543	(51.7)	411,910	(51.5)	416,484	(51.5)	423,015	(51.4)
Race/Ethnicity*	White	640,019	(85.3)	631,784	(79.0)	626,936	(77.5)	619,176	(75.3)
	Black	55,303	(7.4)	67,582	(8.4)	70,247	(8.7)	74,266	(9.0)
	Asian	30,126	(4.0)	51,354	(6.4)	56,447	(7.0)	63,856	(7.8)
	Other	9,349	(1.2)	14,921	(1.9)	16,357	(2.0)	18,554	(2.3)
	Latino	15,300	(2.0)	34,233	(4.3)	39,066	(4.8)	46,351	(5.6)
Language Spoken at Home	English	--	--	654,214	(89.2)	669,076	(87.9)	679,404	(88.0)
	Spanish	--	--	16,948	(2.3)	23,062	(3.0)	23,284	(3.0)
	Asian Language	--	--	22,771	(3.1)	27,506	(3.6)	27,739	(3.6)
	Other	--	--	39,600	(5.4)	41,309	(5.4)	41,847	(5.4)

\*White, Black, Asian and Other races exclude Latinos.  
Source: Nielsen-Claritas Pop-Facts Database and 2010 U.S. Census.



**Table 6. Latino Population by Specific Origin, U.S. Census**

Total Population		2000		2010		2013		2018	
		750,097		799,874		809,053		822,203	
		Freq.	%	Freq.	%	Freq.	%	Freq.	%
Specific Origin	Cuban	812	(0.1)	970	(0.1)	1,439	(0.2)	1,707	(0.2)
	Mexican	3,940	(0.5)	9,204	(1.2)	14,630	(1.8)	17,295	(2.1)
	Puerto Rican	5,595	(0.7)	8,600	(1.1)	10,947	(1.4)	13,081	(1.6)
	Other	4,953	(0.7)	8,203	(1.0)	12,050	(1.5)	14,268	(1.7)

Source: Nielsen-Claritas Pop-Facts Database and 2010 U.S. Census.

**Table 7. Population by Detailed Asian Origin, U.S. Census**

Total Population		2000		2010		2013		2018	
		750,097		799,874		809,053		822,203	
		Freq.	%	Freq.	%	Freq.	%	Freq.	%
Asian Origin	Indian	8,056	(1.1)	11,760	(1.5)	18,005	(2.2)	20,307	(2.5)
	Cambodian	304	(0.0)	422	(0.1)	478	(0.1)	543	(0.1)
	Chinese	5,694	(0.8)	8,024	(1.0)	9,259	(1.1)	10,516	(1.3)
	Filipino	1,674	(0.2)	2,317	(0.3)	2,302	(0.3)	2,595	(0.3)
	Hmong	ND		ND		ND		ND	
	Japanese	655	(0.1)	899	(0.1)	629	(0.1)	708	(0.1)
	Korean	9,015	(1.2)	12,271	(1.5)	15,442	(1.9)	17,487	(2.1)
	Laotian	158	(0.0)	219	(0.0)	167	(0.0)	193	(0.0)
	Thai	159	(0.0)	213	(0.0)	424	(0.1)	476	(0.1)
	Vietnamese	2,687	(0.4)	3,727	(0.5)	4,785	(0.6)	5,453	(0.7)
	Other	1,785	(0.2)	2,524	(0.3)	5,197	(0.6)	5,862	(0.7)

Source: Nielsen-Claritas Pop-Facts Database and 2010 U.S. Census.

ND=Not Displayed. Percentages are not calculated and displayed when the count is less than 10.



**Table 8. Socio-Economic Indicators, U.S. Census**

		2000		2010		2013		2018	
		750,097		799,874		809,053		822,203	
		Freq.	%	Freq.	%	Freq.	%	Freq.	%
<b>Education</b>	Less than HS	59,307	(11.5)	41,948	(7.8)	39,186	(7.0)	39,773	(7.0)
	HS graduate	256,777	(49.8)	259,216	(48.4)	269,687	(48.2)	274,348	(48.3)
	College or more	199,787	(38.7)	234,304	(43.8)	250,134	(44.7)	253,861	(44.7)
<b>Employment</b>	Employed	384,688	(95.5)	410,333	(96.1)	418,816	(93.3)	427,658	(93.3)
	Unemployed	17,965	(4.5)	16,794	(3.9)	30,110	(6.7)	30,730	(6.7)
<b>Poverty Status</b>	Families living in poverty w/o children	1,426	(1.4)	7,913	(3.8)	7,753	(3.7)	7,895	(3.7)
	Families living in poverty with children	4,044	(4.1)	5,875	(5.8)	5,701	(5.7)	5,797	(5.7)
<b>Housing Unit Type</b>	Renter-occupied	75,865	(26.5)	82,749	(26.9)	84,104	(27.0)	86,149	(27.1)
	Owner-occupied	210,233	(73.5)	225,001	(73.1)	227,789	(73.0)	232,023	(72.9)
<b>Median Household Income</b>		61,538		77,987		76,825		84,513	

Source: Nielsen-Claritas Pop-Facts Database and 2010 U.S. Census.





**Bucks County**

**Table 9. Socio-Demographic Indicators, U.S. Census**

Total Population		2000		2010		2013		2018	
		597,635		625,249		628,487		633,488	
		Freq.	%	Freq.	%	Freq.	%	Freq.	%
Age	0-17	153,486	(25.7)	143,514	(23.0)	139,737	(22.2)	133,937	(21.1)
	18-44	224,997	(37.6)	197,589	(31.6)	194,860	(31.0)	194,226	(30.7)
	45-64	145,058	(24.3)	192,927	(30.9)	195,228	(31.1)	191,153	(30.2)
	65+	74,094	(12.4)	91,219	(14.6)	98,662	(15.7)	114,172	(18.0)
Gender	Male	293,182	(49.1)	306,663	(49.0)	308,124	(49.0)	310,286	(49.0)
	Female	304,453	(50.9)	318,586	(51.0)	320,363	(51.0)	323,202	(51.0)
Race/Ethnicity*	White	544,733	(91.1)	543,207	(86.9)	539,721	(85.9)	535,052	(84.5)
	Black	18,970	(3.2)	21,454	(3.4)	21,850	(3.5)	22,357	(3.5)
	Asian	13,545	(2.3)	23,893	(3.8)	26,281	(4.2)	29,705	(4.7)
	Other	6,382	(1.1)	9,913	(1.6)	10,779	(1.7)	12,071	(1.9)
	Latino	14,005	(2.3)	26,782	(4.3)	29,856	(4.8)	34,303	(5.4)
Language Spoken at Home	English	--	--	530,526	(90.0)	530,902	(89.4)	534,539	(89.4)
	Spanish	--	--	14,176	(2.4)	16,624	(2.8)	16,635	(2.8)
	Asian Language	--	--	10,688	(1.8)	11,578	(1.9)	11,601	(1.9)
	Other	--	--	33,944	(5.8)	34,809	(5.9)	34,925	(5.8)

\*White, Black, Asian and Other races exclude Latinos.  
Source: Nielsen-Claritas Pop-Facts Database and 2010 U.S. Census.



**Table 10. Latino Population by Specific Origin, U.S. Census**

Total Population		2000		2010		2013		2018	
		597,635		625,249		628,487		633,488	
		Freq.	%	Freq.	%	Freq.	%	Freq.	%
Specific Origin	Cuban	650	(0.1)	1,096	(0.2)	1,086	(0.2)	1,233	(0.2)
	Mexican	3,046	(0.5)	6,142	(1.0)	7,527	(1.2)	8,603	(1.4)
	Puerto Rican	6,304	(1.1)	8,067	(1.3)	10,814	(1.7)	12,520	(2.0)
	Other	4,005	(0.7)	7,371	(1.2)	10,429	(1.7)	11,947	(1.9)

Source: Nielsen-Claritas Pop-Facts Database and 2010 U.S. Census.

**Table 11. Population by Detailed Asian Origin, U.S. Census**

Total Population		2000		2010		2013		2018	
		597,635		625,249		628,487		633,488	
		Freq.	%	Freq.	%	Freq.	%	Freq.	%
Asian Origin	Indian	5,916	(1.0)	9,569	(1.5)	11,193	(1.8)	12,612	(2.0)
	Cambodian	123	(0.0)	195	(0.0)	383	(0.1)	431	(0.1)
	Chinese	2,237	(0.4)	3,767	(0.6)	4,602	(0.7)	5,206	(0.8)
	Filipino	1,264	(0.2)	2,016	(0.3)	2,119	(0.3)	2,405	(0.4)
	Hmong	ND		ND		ND		ND	
	Japanese	314	(0.1)	494	(0.1)	325	(0.1)	366	(0.1)
	Korean	2,099	(0.4)	3,383	(0.5)	3,483	(0.6)	3,937	(0.6)
	Laotian	22	(0.0)	39	(0.0)	183	(0.0)	207	(0.0)
	Thai	77	(0.0)	120	(0.0)	270	(0.0)	302	(0.0)
	Vietnamese	764	(0.1)	1,190	(0.2)	1,886	(0.3)	2,147	(0.3)
	Other	807	(0.1)	1,334	(0.2)	1,965	(0.3)	2,239	(0.4)

Source: Nielsen-Claritas Pop-Facts Database and 2010 U.S. Census.

ND=Not Displayed. Percentages are not calculated and displayed when the count is less than 10.



**Table 12. Socio-Economic Indicators, U.S. Census**

		2000		2010		2013		2018	
		597,635		625,249		628,487		633,488	
		Freq.	%	Freq.	%	Freq.	%	Freq.	%
<b>Education</b>	Less than HS	45,929	(11.4)	36,062	(8.4)	29,714	(6.8)	30,086	(6.8)
	HS graduate	231,058	(57.4)	247,040	(57.3)	254,329	(58.3)	258,558	(58.4)
	College or more	125,588	(31.2)	148,126	(34.3)	152,293	(34.9)	154,404	(34.9)
<b>Employment</b>	Employed	308,281	(96.5)	330,161	(95.6)	325,028	(91.9)	331,367	(91.9)
	Unemployed	11,128	(3.5)	15,162	(4.4)	28,668	(8.1)	29,246	(8.1)
<b>Poverty Status</b>	Families living in poverty w/o children	1,646	(2.1)	5,527	(3.2)	6,228	(3.7)	6,350	(3.7)
	Families living in poverty with children	3,430	(4.2)	3,808	(4.8)	4,525	(6.0)	4,621	(6.1)
<b>Housing Unit Type</b>	Renter-occupied	49,520	(22.6)	53,836	(22.9)	54,412	(23.0)	55,184	(23.0)
	Owner-occupied	169,205	(77.4)	181,013	(77.1)	182,566	(77.0)	184,607	(77.0)
<b>Median Household Income</b>		60,414		74,850		73,244		77,675	

Source: Nielsen-Claritas Pop-Facts Database and 2010 U.S. Census.



**Philadelphia County**

**Table 13. Socio-Demographic Indicators, U.S. Census**

Total Population		2000		2010		2013		2018	
		1,517,550		1,526,006		1,548,343		1,579,838	
		Freq.	%	Freq.	%	Freq.	%	Freq.	%
Age	0-17	383,469	(25.3)	343,837	(22.5)	346,802	(22.4)	356,622	(22.6)
	18-44	612,613	(40.4)	638,082	(41.8)	639,228	(41.3)	633,595	(40.1)
	45-64	307,746	(20.3)	358,778	(23.5)	365,043	(23.6)	368,317	(23.3)
	65+	213,722	(14.1)	185,309	(12.1)	197,270	(12.7)	221,304	(14.0)
Gender	Male	705,107	(46.5)	719,813	(47.2)	732,377	(47.3)	750,916	(47.5)
	Female	812,443	(53.5)	806,193	(52.8)	815,966	(52.7)	828,922	(52.5)
Race/Ethnicity*	White	644,395	(42.5)	562,585	(36.9)	551,134	(35.6)	533,069	(33.7)
	Black	646,123	(42.6)	644,287	(42.2)	650,865	(42.0)	659,449	(41.7)
	Asian	67,119	(4.4)	95,521	(6.3)	103,633	(6.7)	115,866	(7.3)
	Other	30,985	(2.0)	36,002	(2.4)	37,833	(2.4)	40,577	(2.6)
	Latino	128,928	(8.5)	187,611	(12.3)	204,878	(13.2)	230,877	(14.6)
Language Spoken at Home	English	--	--	1,108,940	(80.2)	1,142,550	(79.0)	1,166,400	(79.1)
	Spanish	--	--	126,518	(9.1)	140,265	(9.7)	142,357	(9.7)
	Asian Language	--	--	55,172	(4.0)	67,214	(4.7)	68,158	(4.6)
	Other	--	--	92,743	(6.7)	95,388	(6.6)	97,064	(6.6)

\*White, Black, Asian and Other races exclude Latinos.  
Source: Nielsen-Claritas Pop-Facts Database and 2010 U.S. Census.



**Table 14. Latino Population by Specific Origin, U.S. Census**

Total Population		2000		2010		2013		2018	
		1,517,550		1,526,006		1,548,343		1,579,838	
		Freq.	%	Freq.	%	Freq.	%	Freq.	%
Specific Origin	Cuban	2,730	(0.2)	3,351	(0.2)	4,010	(0.3)	4,504	(0.3)
	Mexican	6,220	(0.4)	13,550	(0.9)	14,439	(0.9)	16,180	(1.0)
	Puerto Rican	91,527	(6.0)	122,358	(8.0)	142,034	(9.2)	160,569	(10.2)
	Other	28,451	(1.9)	33,852	(2.2)	44,395	(2.9)	49,624	(3.1)

Source: Nielsen-Claritas Pop-Facts Database and 2010 U.S. Census.

**Table 15. Population by Detailed Asian Origin, U.S. Census**

Total Population		2000		2010		2013		2018	
		1,517,550		1,526,006		1,548,343		1,579,838	
		Freq.	%	Freq.	%	Freq.	%	Freq.	%
Asian Origin	Indian	12,819	(0.8)	16,184	(1.1)	22,413	(1.4)	24,897	(1.6)
	Cambodian	6,570	(0.4)	7,529	(0.5)	12,063	(0.8)	13,563	(0.9)
	Chinese	17,390	(1.1)	22,156	(1.5)	28,484	(1.8)	31,870	(2.0)
	Filipino	4,012	(0.3)	4,744	(0.3)	4,196	(0.3)	4,697	(0.3)
	Hmong	122	(0.0)	121	(0.0)	ND		ND	
	Japanese	1,216	(0.1)	1,603	(0.1)	1,078	(0.1)	1,210	(0.1)
	Korean	6,556	(0.4)	8,167	(0.5)	5,875	(0.4)	6,551	(0.4)
	Laotian	1,001	(0.1)	1,159	(0.1)	1,471	(0.1)	1,668	(0.1)
	Thai	301	(0.0)	390	(0.0)	331	(0.0)	361	(0.0)
	Vietnamese	11,608	(0.8)	13,454	(0.9)	18,046	(1.2)	20,238	(1.3)
	Other	6,059	(0.4)	7,610	(0.5)	10,633	(0.7)	11,891	(0.8)

Source: Nielsen-Claritas Pop-Facts Database and 2010 U.S. Census.

ND=Not Displayed. Percentages are not calculated and displayed when the count is less than 10.



**Table 16. Socio-Economic Indicators, U.S. Census**

		2000		2010		2013		2018	
		1,517,550		1,526,006		1,548,343		1,579,838	
		Freq.	%	Freq.	%	Freq.	%	Freq.	%
<b>Education</b>	Less than HS	278,090	(28.8)	204,770	(21.4)	202,166	(20.0)	212,004	(20.0)
	HS graduate	515,466	(53.3)	549,620	(57.5)	580,174	(57.5)	610,835	(57.6)
	College or more	172,641	(17.9)	200,952	(21.0)	226,748	(22.5)	237,989	(22.4)
<b>Employment</b>	Employed	584,957	(89.1)	609,989	(89.5)	618,227	(85.4)	627,399	(85.4)
	Unemployed	71,582	(10.9)	71,251	(10.5)	105,990	(14.6)	107,644	(14.6)
<b>Poverty Status</b>	Families living in poverty w/o children	14,113	(8.9)	65,373	(18.7)	71,644	(20.7)	73,102	(20.7)
	Families living in poverty with children	51,146	(26.0)	49,368	(27.0)	53,139	(30.0)	54,189	(30.0)
<b>Housing Unit Type</b>	Renter-occupied	240,438	(40.7)	275,200	(45.9)	280,570	(46.0)	287,980	(46.1)
	Owner-occupied	349,633	(59.3)	324,536	(54.1)	329,537	(54.0)	336,372	(53.9)
<b>Median Household Income</b>		31,011		37,509		34,341		34,386	

Source: Nielsen-Claritas Pop-Facts Database and 2010 U.S. Census.



**Pennsylvania**

**Table 17. Socio-Demographic Indicators, U.S. Census**

Total Population		2000		2010		2013		2018	
		12,281,026		12,702,379		12,785,546		12,910,005	
		Freq.	%	Freq.	%	Freq.	%	Freq.	%
Age	0-17	2,922,256	(23.8)	2,792,155	(22.0)	2,760,909	(21.6)	2,735,591	(21.2)
	18-44	4,602,793	(37.5)	4,388,169	(34.5)	4,360,018	(34.1)	4,329,955	(33.5)
	45-64	2,836,833	(23.1)	3,562,748	(28.0)	3,572,415	(27.9)	3,485,718	(27.0)
	65+	1,919,144	(15.6)	1,959,307	(15.4)	2,092,204	(16.4)	2,358,741	(18.3)
Gender	Male	5,929,727	(48.3)	6,190,363	(48.7)	6,233,014	(48.8)	6,296,695	(48.8)
	Female	6,351,299	(51.7)	6,512,016	(51.3)	6,552,532	(51.2)	6,613,310	(51.2)
Race/Ethnicity*	White	10,484,203	(84.4)	10,094,652	(79.5)	10,010,316	(78.3)	9,886,505	(76.6)
	Black	1,224,612	(9.9)	1,327,091	(10.4)	1,363,150	(10.7)	1,416,944	(11.0)
	Asian	219,813	(1.8)	346,288	(2.7)	377,857	(3.0)	423,710	(3.3)
	Other	93,350	(0.8)	214,688	(1.7)	233,021	(1.8)	260,790	(2.0)
	Latino	394,095	(3.2)	719,660	(5.7)	801,202	(6.3)	922,056	(7.1)
Language Spoken at Home	English	--	--	10,772,932	(89.9)	10,833,087	(89.9)	10,922,744	(89.9)
	Spanish	--	--	515,279	(4.3)	508,744	(4.2)	512,994	(4.2)
	Asian Language	--	--	203,715	(1.7)	205,074	(1.7)	206,626	(1.7)
	Other	--	--	491,312	(4.1)	498,532	(4.1)	502,797	(4.1)

\*White, Black, Asian and Other races exclude Latinos.  
Source: Nielsen-Claritas Pop-Facts Database and 2010 U.S. Census.



**Table 18. Latino Population by Specific Origin, U.S. Census**

Total Population		2000		2010		2013		2018	
		12,281,026		12,702,379		12,785,546		12,910,005	
		Freq.	%	Freq.	%	Freq.	%	Freq.	%
Specific Origin	Cuban	10,349	(0.1)	18,289	(0.1)	21,079	(0.2)	24,204	(0.2)
	Mexican	55,196	(0.5)	126,192	(1.0)	139,869	(1.1)	161,250	(1.3)
	Puerto Rican	228,579	(1.9)	378,312	(3.0)	425,291	(3.3)	489,598	(3.8)
	Other	99,971	(0.8)	199,318	(1.6)	214,963	(1.7)	247,004	(1.9)

Source: Nielsen-Claritas Pop-Facts Database and 2010 U.S. Census.

**Table 19. Population by Detailed Asian Origin, U.S. Census**

Total Population		2000		2010		2013		2018	
		12,281,026		12,702,379		12,785,546		12,910,005	
		Freq.	%	Freq.	%	Freq.	%	Freq.	%
Asian Origin	Indian	57,232	(0.5)	102,096	(0.8)	113,804	(0.9)	127,642	(1.0)
	Cambodian	8,533	(0.1)	16,708	(0.1)	16,033	(0.1)	17,929	(0.1)
	Chinese	48,715	(0.4)	80,119	(0.6)	87,096	(0.7)	97,775	(0.8)
	Filipino	756	(0.0)	18,554	(0.2)	22,544	(0.2)	25,283	(0.2)
	Hmong	6,979	(0.1)	2,853	(0.0)	167	(0.0)	186	(0.0)
	Japanese	31,611	(0.3)	5,708	(0.0)	6,508	(0.1)	7,298	(0.1)
	Korean	2,215	(0.0)	39,755	(0.3)	42,507	(0.3)	47,755	(0.4)
	Laotian	14,508	(0.1)	2,854	(0.0)	3,079	(0.0)	3,446	(0.0)
	Thai	1,675	(0.0)	2,755	(0.0)	2,817	(0.0)	3,133	(0.0)
	Vietnamese	30,022	(0.2)	45,358	(0.4)	47,332	(0.4)	53,081	(0.4)
	Other	17,579	(0.1)	10,014	(0.1)	39,080	(0.3)	43,753	(0.3)

Source: Nielsen-Claritas Pop-Facts Database and 2010 U.S. Census.





**Table 20. Socio-Economic Indicators, U.S. Census**

		2000		2010		2013		2018	
		12,281,026		12,702,379		12,785,546		12,910,005	
		Freq.	%	Freq.	%	Freq.	%	Freq.	%
<b>Education</b>	Less than HS	1,494,731	(18.1)	1,003,960	(11.6)	1,032,950	(11.8)	1,052,892	(11.8)
	HS graduate	4,922,960	(59.6)	5,314,065	(61.4)	5,353,792	(61.3)	5,457,313	(61.3)
	College or more	1,846,734	(22.3)	2,336,804	(27.0)	2,347,391	(26.9)	2,392,861	(26.9)
<b>Employment</b>	Employed	5,653,298	(94.4)	5,842,995	(90.4)	5,964,251	(91.1)	6,042,982	(91.1)
	Unemployed	338,413	(5.6)	620,495	(9.6)	581,125	(8.9)	588,741	(8.9)
<b>Poverty Status</b>	Families living in poverty w/o children	62,290	(3.8)	297,387	(9.3)	298,155	(9.1)	301,570	(9.1)
	Families living in poverty with children	191,818	(12.3)	211,119	(15.9)	228,177	(15.3)	230,672	(15.3)
<b>Housing Unit Type</b>	Renter-occupied	1,370,694	(28.7)	1,527,182	(30.4)	1,543,211	(30.5)	1,566,008	(30.6)
	Owner-occupied	3,406,307	(71.3)	3,491,722	(69.6)	3,517,143	(69.5)	3,555,242	(69.4)
<b>Median Household Income</b>		41,440		49,288		51,142		53,619	

Source: Nielsen-Claritas Pop-Facts Database and 2010 U.S. Census.



## **APPENDIX C: VITAL STATISTICS TABLES**



**Table 1: Average Annualized Birth Rates for Women 15-44 Years  
by Race and Ethnicity, 2005-2008**

	Service Area	Bucks County	Montgomery County	Philadelphia County	Pennsylvania
	Rate (Number)	Rate (Number)	Rate (Number)	Rate (Number)	Rate (Number)
Total	65.0 (23,566)	51.9 (6,284)	62.5 (9,381)	71.1 (22,759)	58.7 (144,233)
White	51.7 (12,403)	48.0 (5,233)	58.5 (7,241)	48.9 (6,093)	52.6 (105,608)
Black	74.6 (5,924)	60.7 (290)	63.9 (841)	74.9 (11,121)	74.6 (21,237)
Asian	85.1 (1,632)	81.2 (351)	85.4 (801)	72.0 (1,415)	78.8 (5,298)
Other	112.9 (2,714)	111.3 (321)	105.6 (400)	110.8 (3,028)	92.6 (8,810)
Latina	121.3 (3,610)	110.9 (410)	159.6 (695)	114.0 (3,761)	110.0 (13,040)
Non-Latina	58.7 (19,546)	49.3 (5,792)	59.2 (8,626)	63.6 (18,255)	55.4 (129,559)

Notes:

The birth rate is calculated per 1,000 women 15-44 years of age.

White, Black, Asian and Other races include Latinas.

Source: Pennsylvania Department of Health, Bureau of Health Statistics and Research. Calculations prepared by PHMC.

**Table 2: Average Annualized Birth Rates for Adolescent Women 10-17 Years  
by Race and Ethnicity, 2005-2008**

	Service Area	Bucks County	Montgomery County	Philadelphia County	Pennsylvania
	Rate (Number)	Rate (Number)	Rate (Number)	Rate (Number)	Rate (Number)
Total	8.5 (852)	1.9 (66)	2.8 (118)	17.1 (1,361)	6.9 (4,427)
White	2.6 (167)	1.4 (45)	1.7 (58)	5.2 (128)	3.7 (1,900)
Black	18.3 (423)	7.4 (11)	11.3 (43)	20.5 (891)	19.8 (1,653)
Asian	2.9 (14)	ND	ND	6.3 (23)	3.0 (42)
Other	24.2 (187)	ND	9.8 (13)	28.7 (237)	19.0 (604)
Latina	29.2 (271)	10.2 (11)	24.9 (30)	31.5 (319)	25.5 (935)
Non-Latina	6.1 (559)	1.6 (53)	2.1 (86)	14.2 (990)	5.6 (3,400)

Notes:

The birth rate is calculated per 1,000 women 10-17 years of age.

White, Black, Asian and Other races include Latinas.

ND=Not Displayed. Rates are not calculated and displayed when the count is less than 10.

Source: Pennsylvania Department of Health, Bureau of Health Statistics and Research. Calculations prepared by PHMC.



**Table 3: Average Annualized Percentage of Infants Born at Low Birth Weight by Race and Ethnicity, 2005-2008**

	Service Area	Bucks County	Montgomery County	Philadelphia County	Pennsylvania
	Percent (Number)	Percent (Number)	Percent (Number)	Percent (Number)	Percent (Number)
Total	9.1 (2,152)	6.6 (419)	7.2 (683)	11.3 (2,595)	8.3 (12,022)
White	7.0 (870)	6.3 (332)	6.6 (482)	7.7 (469)	7.1 (7,552)
Black	13.5 (804)	9.5 (28)	11.1 (94)	14.2 (1,594)	13.6 (2,918)
Asian	8.0 (132)	8.2 (29)	8.2 (66)	7.7 (109)	8.0 (424)
Other	9.4 (257)	7.1 (23)	7.0 (28)	10.1 (307)	9.0 (795)
Latino/a	8.8 (320)	6.7 (28)	6.3 (44)	9.5 (361)	8.7 (1,142)
Non-Latino/a	9.1 (1,781)	6.6 (383)	7.2 (628)	11.6 (2,126)	8.2 (10,648)

Notes:

Low birth weight is defined as an infant weighing less than 2500 grams (5.5 lbs.) at birth.

White, Black, Asian and Other races include Latino/as.

Source: Pennsylvania Department of Health, Bureau of Health Statistics and Research. Calculations prepared by PHMC.

**Table 4: Average Annualized Infant Mortality Rate by Race and Ethnicity, 2005-2008**

	Service Area	Bucks County	Montgomery County	Philadelphia County	Pennsylvania
	Rate (Number)	Rate (Number)	Rate (Number)	Rate (Number)	Rate (Number)
Total	7.1 (169)	4.4 (28)	5.6 (53)	12.2 (279)	7.5 (1,090)
White	6.4 (80)	4.1 (22)	4.6 (34)	11.6 (71)	6.4 (681)
Black	12.6 (75)	ND	13.6 (12)	16.1 (181)	16.2 (348)
Asian	ND	ND	ND	ND	4.3 (23)
Other	ND	ND	ND	ND	ND
Latino/a	6.3 (23)	ND	ND	8.9 (34)	7.0 (92)
Non-Latino/a	7.3 (144)	4.6 (27)	5.4 (47)	13.0 (238)	7.6 (985)

Notes:

Infant mortality is defined as the death of an infant within the first year of birth and is calculated per 1,000 live infant births.

White, Black, Asian and Other races include Latino/as.

ND=Not Displayed. Rates are not calculated and displayed when the count is less than 10.

Source: Pennsylvania Department of Health, Bureau of Health Statistics and Research. Calculations prepared by PHMC.



**Table 5: Average Annualized Mortality Rates, 2005-2008**

	<b>Service Area</b>	<b>Bucks County</b>	<b>Montgomery County</b>	<b>Philadelphia County</b>	<b>Pennsylvania</b>
	Rate (Number)	Rate (Number)	Rate (Number)	Rate (Number)	Rate (Number)
All Causes	765.0 (16,671)	728.3 (4,974)	703.9 (6,970)	931.2 (14,960)	785.2 (124,136)
All Cancer	183.5 (3,931)	172.6 (1,200)	169.8 (1,631)	216.4 (3,386)	184.7 (28,616)
Female Breast Cancer	24.8 (304)	24.1 (94)	23.0 (123)	28.2 (264)	23.9 (2,082)
Lung Cancer	49.6 (1,055)	47.5 (330)	42.9 (409)	61.8 (954)	50.9 (7,852)
Colorectal Cancer	18.0 (389)	15.6 (108)	15.7 (153)	21.5 (341)	17.8 (2,802)
Prostate Cancer	9.2 (206)	8.5 (59)	8.9 (90)	12.1 (198)	8.9 (1,448)
Heart Disease	184.3 (4,150)	168.2 (1,150)	166.7 (1,708)	232.2 (3,842)	203.2 (33,297)
Stroke	42.0 (954)	44.6 (304)	44.1 (456)	47.2 (790)	42.5 (7,017)
HIV/AIDS	4.1 (77)	ND	1.5 (13)	12.2 (172)	2.7 (344)
Homicide	10.3 (177)	1.8 (11)	2.1 (16)	24.6 (361)	6.1 (721)
Suicide	9.8 (185)	11.1 (73)	8.8 (73)	10.4 (151)	10.9 (1,404)
Motor Vehicle Crashes	7.5 (141)	8.5 (54)	6.7 (53)	7.2 (107)	11.2 (1,434)
Accidental Drug/Alcohol Poisoning	1.9 (35)	1.8 (12)	1.4 (11)	2.6 (37)	3.8 (463)

Notes:

Mortality rates are calculated per 100,000 population.

ND=Not Displayed. Rates are not calculated and displayed when the count is less than 10.

Source: Pennsylvania Department of Health, Bureau of Health Statistics and Research. Calculations prepared by PHMC.



**Table 6: Currently Living with HIV, including AIDS  
by Gender and Race/Ethnicity, 2008**

	<b>Bucks County</b>	<b>Montgomery County</b>	<b>Philadelphia County</b>	<b>Pennsylvania</b>
Total number currently living with HIV, including AIDS	582	884	16,234	30,479
Currently living with HIV, including AIDS (rate per 100,000)*	93.6	113.6	1,121.6	244.9
<b>Gender (percentage)</b>				
Male	82% (475)	77% (677)	69% (11,261)	N/A
Female	18% (107)	23% (207)	31% (4,973)	N/A
<b>Race/Ethnicity (percentage)</b>				
White	73% (427)	56% (494)	21% (3,386)	N/A
Black	19% (110)	34% (302)	66% (10,789)	N/A
Latino	7% (39)	9% (78)	12% (1,900)	N/A
Asian	ND	ND	1% (109)	N/A
Other	ND	ND	0% (50)	N/A

Notes:

ND=Not Displayed. Percentages are not calculated and displayed when the count is less than 10.

N/A=Data are not available.

\*Rates calculated by PHMC using HIV prevalence estimates provided by the Pennsylvania Department of Health divided by population estimates from the 2008 American Community Survey.

Source: Pennsylvania Department of Health, HIV/AIDS Investigations-Bureau of Epidemiology and American Community Survey.



**Table 7: Communicable Disease Rates, 2010**

	<b>Bucks County</b>	<b>Montgomery County</b>	<b>Philadelphia County</b>	<b>Pennsylvania</b>
	Rate (Number)	Rate (Number)	Rate (Number)	Rate (Number)
Hepatitis B, Chronic	12.8 (80)	20.4 (163)	30.6 (467)	11.6 (1,470)
Tuberculosis	1.9 (12)	2.4 (19)	6.3 (96)	1.9 (238)
Lyme Disease	69.9 (437)	46.6 (373)	9.1 (139)	30.0 (3,805)
Pertussis*	6.6 (123)	7.6 (178)	3.6 (158)	4.0 (1,496)
Varicella*	20.7 (387)	22.5 (525)	31.7 (1,410)	23.1 (8,671)
Chlamydia	149.7 (936)	197.4 (1,579)	1,273.1 (19,428)	374.1 (47,518)
Gonorrhea	21.4 (134)	41.4 (331)	428.1 (6,533)	101.4 (12,883)
Syphilis, Primary & Secondary	ND	1.8 (14)	15.6 (238)	2.9 (369)
Notes: Communicable disease rates are calculated per 100,000 population. ND=Not Displayed. Rates are not calculated and displayed when the count is less than 10. * Indicates information is from 2007-2009. Source: Pennsylvania Department of Health, Bureau of Health Statistics and Research, EpiQMS.				



**Table 8: Average Annualized Percentage of Women Receiving Late or No Pre-Natal Care by Race and Ethnicity, 2005-2008**

	Service Area	Bucks County	Montgomery County	Philadelphia County	Pennsylvania
	Percent (Number)	Percent (Number)	Percent (Number)	Percent (Number)	Percent (Number)
Total	37.3 (7,379)	24.9 (1,288)	26.0 (2,297)	47.7 (9,225)	29.4 (40,227)
White	26.6 (2,728)	21.7 (949)	21.4 (1,461)	33.6 (1,664)	24.0 (24,458)
Black	51.6 (2,566)	53.6 (124)	48.1 (369)	53.7 (5,102)	47.5 (9,051)
Asian	37.4 (517)	29.1 (76)	30.1 (230)	48.4 (589)	32.7 (1,604)
Other	49.5 (1,184)	44.7 (106)	51.0 (196)	50.5 (1,371)	45.9 (3,753)
Latina	50.4 (1,607)	45.9 (150)	52.1 (344)	50.1 (1,678)	45.4 (5,524)
Non-Latina	34.5 (5,609)	23.1 (1,107)	23.8 (1,929)	46.8 (7,203)	27.6 (33,988)

Note:

White, Black, Asian and Other races include Latinas.

Source: Pennsylvania Department of Health, Bureau of Health Statistics and Research. Calculations prepared by PHMC.





## **APPENDIX D: HOUSEHOLD HEALTH SURVEY TABLES**



**Table 1. Health Status**

		Service Area		Bucks County		Montgomery County		Philadelphia County		SEPA	
		2010	2012	2010	2012	2010	2012	2010	2012	2010	2012
		N (%)	N (%)	N (%)	N (%)	N (%)	N (%)	N (%)	N (%)	N (%)	N (%)
Health Status	Excellent/Very Good/Good	1,188,300 (83.5)	1,198,300 (83.1)	425,800 (88.7)	421,200 (86.4)	545,000 (88.7)	556,100 (89.2)	911,900 (22.8)	923,800 (77.1)	2,577,100 (83.8)	2,623,800 (83.9)
	Fair/Poor	234,800 (16.5)	243,000 (16.9)	54,400 (11.3)	66,000 (13.6)	69,400 (11.3)	67,500 (10.8)	268,600 (22.8)	274,800 (22.9)	498,200 (16.2)	501,900 (16.1)
Mental Health	Diagnosed with mental health condition	202,400 (14.2)	247,300 (17.1)	67,500 (14.1)	75,000 (15.4)	86,600 (14.1)	86,500 (13.8)	183,200 (15.6)	238,100 (19.9)	448,900 (14.6)	513,200 (16.4)
	Receiving treatment for mental health condition	122,500 (60.7)	164,700 (66.6)	40,300 (60.2)	47,400 (63.4)	53,600 (62.0)	59,500 (69.6)	112,200 (61.3)	146,100 (61.3)	276,200 (61.7)	316,100 (61.8)
	High level of stress	524,700 (37.3)	N/A	185,000 (38.8)	N/A	223,500 (36.6)	N/A	445,000 (38.4)	N/A	1,141,200 (37.6)	N/A
	Currently in recovery	115,300 (8.1)	123,800 (8.7)	35,900 (7.5)	35,600 (7.4)	41,400 (6.7)	35,400 (5.7)	134,000 (11.4)	138,500 (11.7)	275,900 (9.0)	256,600 (8.3)
Body Mass Index	Overweight	510,700 (36.7)	493,500 (34.9)	172,400 (36.6)	159,600 (33.5)	221,100 (36.7)	228,400 (37.2)	393,700 (34.2)	390,100 (33.3)	1,075,100 (35.7)	1,074,300 (35.1)
	Obese	372,600 (26.8)	403,600 (28.5)	100,800 (21.4)	132,800 (27.9)	137,100 (22.8)	181,000 (23.5)	369,300 (32.1)	374,200 (31.9)	791,300 (26.3)	844,100 (27.6)
Chronic Health Conditions	Ever diagnosed with cancer	N/A	126,300 (8.7)	N/A	52,900 (10.8)	N/A	52,200 (8.3)	N/A	88,500 (7.4)	N/A	273,700 (8.7)
	Ever diagnosed with asthma	212,400 (14.9)	228,500 (15.8)	68,900 (14.4)	74,700 (15.3)	81,900 (13.3)	87,200 (14.0)	194,200 (16.5)	232,600 (19.4)	460,000 (15.0)	501,600 (16.0)
	Ever diagnosed with diabetes	158,500 (11.2)	194,400 (13.5)	40,100 (8.4)	52,800 (10.8)	63,800 (10.4)	63,500 (10.2)	157,500 (13.4)	191,400 (16.0)	334,000 (10.9)	388,800 (12.4)
	Ever diagnosed with high blood pressure	460,900 (32.5)	464,100 (32.2)	144,100 (30.1)	138,200 (28.4)	170,800 (27.8)	167,000 (26.8)	422,900 (36.0)	448,300 (37.5)	969,400 (31.6)	968,800 (31.0)

Notes: N/A equals not asked

High level of stress is defined as seven or higher on a 10 point scale.

Overweight is defined as having a BMI of 25-29 and obese is defined as having a BMI of 30 or greater.

Source: PHMC's 2010 and 2012 Southeastern Pennsylvania Household Health Surveys



**Table 2. Health Insurance & Source of Care**

	Service Area		Bucks County		Montgomery County		Philadelphia County		SEPA	
	2010	2012	2010	2012	2010	2012	2010	2012	2010	2012
	N (%)	N (%)	N (%)	N (%)	N (%)	N (%)	N (%)	N (%)	N (%)	N (%)
Uninsured (18-64)	126,800 (8.9)	140,800 (12.4)	34,900 (9.1)	24,700 (6.5)	34,000 (6.9)	38,900 (8.1)	156,500 (16.1)	179,700 (18.5)	283,500 (11.4)	300,100 (12.2)
No prescription drug coverage	126,500 (9.8)	256,200 (17.9)	40,200 (9.0)	63,000 (13.1)	54,500 (9.5)	89,900 (14.5)	118,100 (11.6)	290,900 (24.5)	270,700 (9.8)	577,400 (18.6)
No regular source of care	137,900 (9.7)	145,900 (10.1)	37,700 (7.8)	37,600 (7.7)	56,100 (9.1)	64,000 (10.3)	144,700 (12.3)	156,800 (13.1)	270,700 (10.3)	349,300 (11.2)

Note: N/A equals not asked  
Source: PHMC's 2010 and 2012 Southeastern Pennsylvania Household Health Surveys

**Table 3. Cost Barriers to Care**

	Service Area		Bucks County		Montgomery County		Philadelphia County		SEPA	
	2010	2012	2010	2012	2010	2012	2010	2012	2010	2012
	N (%)	N (%)	N (%)	N (%)	N (%)	N (%)	N (%)	N (%)	N (%)	N (%)
<b>In the past year DID NOT...</b>										
Receive health care due to cost	170,100 (11.9)	179,200 (12.4)	54,600 (11.3)	50,300 (10.3)	61,300 (10.0)	63,300 (9.7)	165,300 (14.0)	189,400 (15.8)	367,800 (12.2)	386,400 (12.4)
Receive dental care due to cost	340,600 (24.0)	N/A	107,300 (22.3)	N/A	134,200 (21.8)	N/A	315,000 (26.8)	N/A	740,200 (24.1)	N/A
Fill prescription due to cost	220,200 (15.5)	231,100 (16.0)	71,900 (14.9)	62,900 (12.9)	73,700 (12.0)	70,400 (11.3)	216,900 (18.4)	222,100 (18.5)	483,700 (15.7)	459,000 (14.7)

Note: N/A equals not asked  
Source: PHMC's 2010 and 2012 Southeastern Pennsylvania Household Health Surveys



**Table 4. Personal Health Behaviors**

		Service Area		Bucks County		Montgomery County		Philadelphia County		SEPA	
		2010	2012	2010	2012	2010	2012	2010	2012	2010	2012
		N (%)	N (%)	N (%)	N (%)	N (%)	N (%)	N (%)	N (%)	N (%)	N (%)
Number of fruits and vegetables consumed in typical day	0-3 servings	1,003,800 (72.3)	1,065,100 (75.2)	310,100 (65.8)	341,400 (70.7)	409,900 (67.9)	433,700 (70.6)	898,000 (78.8)	933,300 (80.2)	2,152,200 (71.7)	2,274,200 (74.2)
	4 or more servings	383,700 (27.7)	351,100 (24.8)	161,400 (34.2)	141,500 (29.3)	194,000 (32.1)	181,000 (29.4)	242,000 (21.2)	230,900 (31.9)	848,900 (28.3)	792,700 (25.8)
How many times eaten at fast food restaurant in past week	None	853,400 (60.0)	820,500 (56.9)	309,300 (64.2)	290,600 (59.6)	381,500 (62.1)	371,900 (59.5)	669,200 (56.8)	654,600 (54.8)	1,841,200 (59.9)	1,806,400 (57.9)
	2 or more times	219,600 (15.4)	234,900 (16.3)	64,000 (13.3)	68,300 (14.0)	84,300 (13.7)	80,400 (12.9)	211,900 (18.0)	226,300 (19.0)	474,200 (15.4)	494,800 (15.8)
Number of times exercised in past month	None	159,800 (11.3)	172,500 (11.9)	40,600 (8.5)	51,600 (10.6)	49,500 (8.1)	56,000 (9.0)	166,200 (14.1)	159,700 (13.3)	326,700 (10.7)	352,000 (11.3)
	1-2 days per week	434,900 (30.7)	470,800 (32.6)	143,600 (30.0)	163,200 (33.4)	194,000 (31.7)	199,400 (32.0)	325,000 (27.6)	398,100 (33.2)	893,200 (29.2)	1,036,300 (33.1)
	3 or more days per week	823,500 (58.1)	801,400 (55.5)	293,600 (61.5)	273,800 (56.0)	368,800 (60.2)	368,600 (59.1)	685,000 (58.2)	641,900 (53.5)	1,843,400 (60.2)	1,739,900 (55.6)
Smokes Cigarettes	298,200 (21.0)	264,700 (18.4)	90,600 (18.9)	79,700 (16.4)	99,500 (16.2)	83,000 (13.3)	296,100 (25.2)	278,900 (23.3)	623,500 (20.3)	568,000 (18.2)	
Have tried quitting smoking in past year (among smokers)	170,000 (57.2)	149,600 (57.0)	54,700 (60.4)	46,500 (58.4)	59,200 (59.5)	44,400 (54.6)	166,100 (56.3)	158,300 (56.9)	358,900 (57.7)	319,600 (56.5)	
Consumed 5 or more drinks in past month on one or more occasion	N/A	213,800 (28.8)	N/A	74,600 (27.6)	N/A	93,400 (26.0)	N/A	187,300 (33.6)	N/A	483,800 (29.5)	

Note: N/A equals not asked

Source: PHMC's 2010 and 2012 Southeastern Pennsylvania Household Health Surveys



**Table 5. Utilization of Services**

	Service Area		Bucks County		Montgomery County		Philadelphia County		SEPA	
	2010	2012	2010	2012	2010	2012	2010	2012	2010	2012
	N (%)	N (%)	N (%)	N (%)	N (%)	N (%)	N (%)	N (%)	N (%)	N (%)
<b>In the past year DID NOT...</b>										
Visit a health care provider	N/A	174,400 (12.4)	N/A	55,300 (11.5)	N/A	85,600 (14.0)	N/A	171,500 (14.9)	N/A	417,700 (13.7)
Visit a dentist	423,300 (29.8)	450,500 (31.3)	116,000 (24.2)	126,000 (25.8)	136,300 (22.2)	151,800 (24.3)	460,000 (39.2)	491,900 (41.2)	926,600 (30.2)	997,300 (31.9)
<b>DID NOT have the following screenings...</b>										
HIV test in the past year	1,076,700 (78.8)	1,086,300 (77.5)	387,200 (84.6)	396,400 (84.7)	499,000 (85.3)	527,300 (87.4)	797,900 (69.6)	774,300 (65.9)	2,314,000 (78.5)	2,355,700 (77.6)
Blood pressure test in the past year	131,600 (9.3)	139,600 (9.7)	40,100 (8.4)	40,500 (8.3)	49,700 (8.1)	66,200 (10.7)	136,600 (11.7)	136,900 (11.5)	290,100 (9.5)	324,400 (10.4)
Colonoscopy in past 10 years (adults 50+)	91,700 (17.6)	121,400 (21.5)	32,400 (17.8)	40,300 (20.3)	43,500 (18.0)	59,500 (23.3)	60,200 (16.0)	71,900 (17.2)	199,900 (18.0)	238,500 (20.2)
Pap smear in the past year (women)	281,800 (37.2)	324,700 (42.1)	97,300 (38.4)	105,400 (42.2)	119,400 (37.6)	138,300 (41.5)	241,100 (37.6)	268,300 (40.9)	618,000 (37.9)	696,800 (41.9)
Breast exam in the past year (women)	234,100 (31.0)	257,500 (33.0)	78,500 (30.9)	85,200 (33.8)	95,700 (30.0)	104,900 (31.4)	200,600 (35.0)	222,800 (33.7)	490,200 (30.1)	552,100 (33.0)
Mammogram in the past year (women 40+)	177,900 (34.0)	198,400 (36.9)	64,300 (34.1)	78,200 (41.4)	78,200 (34.5)	82,500 (34.8)	141,600 (35.0)	147,800 (34.8)	379,700 (34.6)	419,200 (36.8)
PSA or rectal exam for prostate cancer in past year (men 45+)	162,900 (41.3)	170,300 (45.4)	58,600 (40.7)	66,200 (47.8)	68,900 (39.6)	73,100 (44.3)	130,300 (46.1)	116,100 (45.1)	347,800 (41.9)	355,100 (45.4)

Note: N/A equals not asked

Source: PHMC's 2010 and 2012 Southeastern Pennsylvania Household Health Surveys



**Table 6. Older Adult Health Status**

		Service Area		Bucks County		Montgomery County		Philadelphia County		SEPA	
		2010	2012	2010	2012	2010	2012	2010	2012	2010	2012
		N (%)	N (%)	N (%)	N (%)	N (%)	N (%)	N (%)	N (%)	N (%)	N (%)
Health Status	Excellent/Very Good/Good	197,700 (75.6)	214,200 (77.4)	73,900 (81.5)	77,700 (79.6)	98,000 (81.9)	102,200 (79.9)	125,400 (67.8)	134,400 (68.6)	413,400 (76.7)	442,900 (77.0)
	Fair/Poor	63,800 (24.4)	62,600 (22.6)	16,800 (18.5)	19,900 (20.4)	21,700 (18.1)	25,700 (20.1)	59,700 (32.2)	61,600 (31.4)	125,400 (23.3)	132,100 (23.0)
Mental Health	Signs of Depression	26,900 (11.3)	33,800 (13.1)	6,400 (7.8)	12,500 (13.4)	8,200 (7.3)	14,900 (12.4)	22,800 (13.6)	32,800 (18.1)	52,800 (10.6)	75,400 (14.0)
Activities of Daily Living	At least one ADL	27,900 (10.7)	31,500 (11.3)	8,200 (9.0)	11,800 (11.9)	10,100 (8.3)	10,100 (7.8)	24,400 (13.2)	31,800 (16.1)	55,000 (10.2)	69,900 (12.1)
	At least one IADL	67,700 (25.8)	77,000 (27.5)	18,100 (19.8)	25,600 (26.0)	25,300 (20.9)	30,400 (23.7)	57,600 (31.1)	69,300 (35.1)	132,800 (24.5)	165,600 (28.6)

Notes: N/A equals not  
 ADL refers to Activities of Daily Living. IADL refers to Instrumental Activities of Daily Living.  
 Signs of depression is defined as having four or more depression symptoms on a ten item scale.  
 Source: PHMC's 2010 and 2012 Southeastern Pennsylvania Household Health Surveys



**Table 7. Selected Child Health Indicators**

		Service Area		Bucks County		Montgomery County		Philadelphia County		SEPA	
		2010	2012	2010	2012	2010	2012	2010	2012	2010	2012
		N (%)	N (%)	N (%)	N (%)	N (%)	N (%)	N (%)	N (%)	N (%)	N (%)
Health Status	Excellent/Very Good/Good	413,400 (96.5)	405,600 (95.0)	140,700 (98.6)	136,300 (97.6)	177,500 (97.3)	180,900 (99.1)	328,900 (95.8)	315,500 (91.1)	892,600 (96.8)	878,100 (95.4)
	Fair/Poor	14,800 (3.5)	21,500 (5.0)	1,900 (1.4)	3,400 (2.4)	4,900 (2.7)	1,600 (0.9)	14,400 (4.2)	30,700 (8.9)	29,600 (3.2)	42,000 (4.6)
Body Mass Index	Overweight	39,500 (15.0)	39,500 (15.0)	17,100 (18.4)	16,400 (18.4)	15,200 (13.0)	15,300 (13.4)	29,600 (15.3)	25,500 (12.9)	88,200 (15.6)	85,700 (15.3)
	Obese	49,100 (18.6)	49,100 (18.6)	16,200 (17.4)	12,500 (14.0)	15,100 (12.9)	20,900 (18.3)	49,200 (25.4)	48,400 (24.5)	108,500 (19.2)	102,200 (18.2)
No regular source of care		13,400 (3.1)	12,200 (2.9)	4,900 (3.4)	3,300 (2.3)	3,600 (2.0)	3,700 (2.1)	10,600 (3.1)	12,400 (3.6)	23,400 (2.5)	27,100 (3.0)
Did not visit dentist in the past year		32,800 (9.7)	34,400 (10.1)	8,200 (6.9)	4,500 (3.9)	8,600 (5.8)	11,800 (8.1)	32,300 (12.6)	40,500 (15.1)	65,800 (9.1)	68,000 (9.3)
<p>Notes: N/A equals not asked            Overweight is calculated for children 6-17 years and is defined as scoring in the 85<sup>th</sup>-94<sup>th</sup> BMI-for-age percentile.            Obese is calculated for children 6-17 years and is defined as scoring in the 95<sup>th</sup> of greater BMI-for-age percentile.            Source: PHMC's 2010 and 2012 Southeastern Pennsylvania Household Health Surveys</p>											

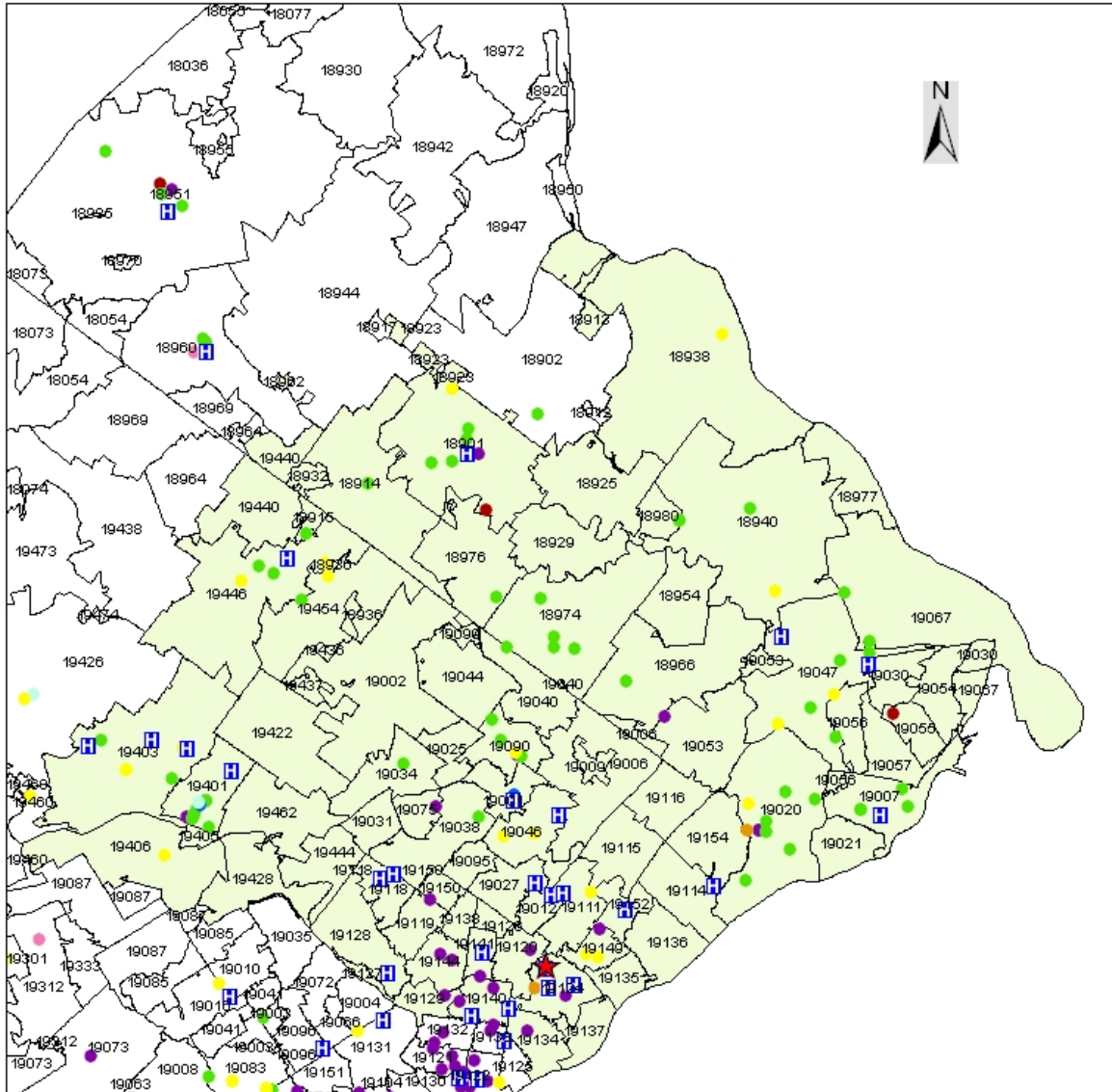


## **Appendix E: Asset Maps**





**Fox Chase Cancer Center Service Area  
Health Care Services**



**Fox Chase Cancer Center**

**Hospitals**

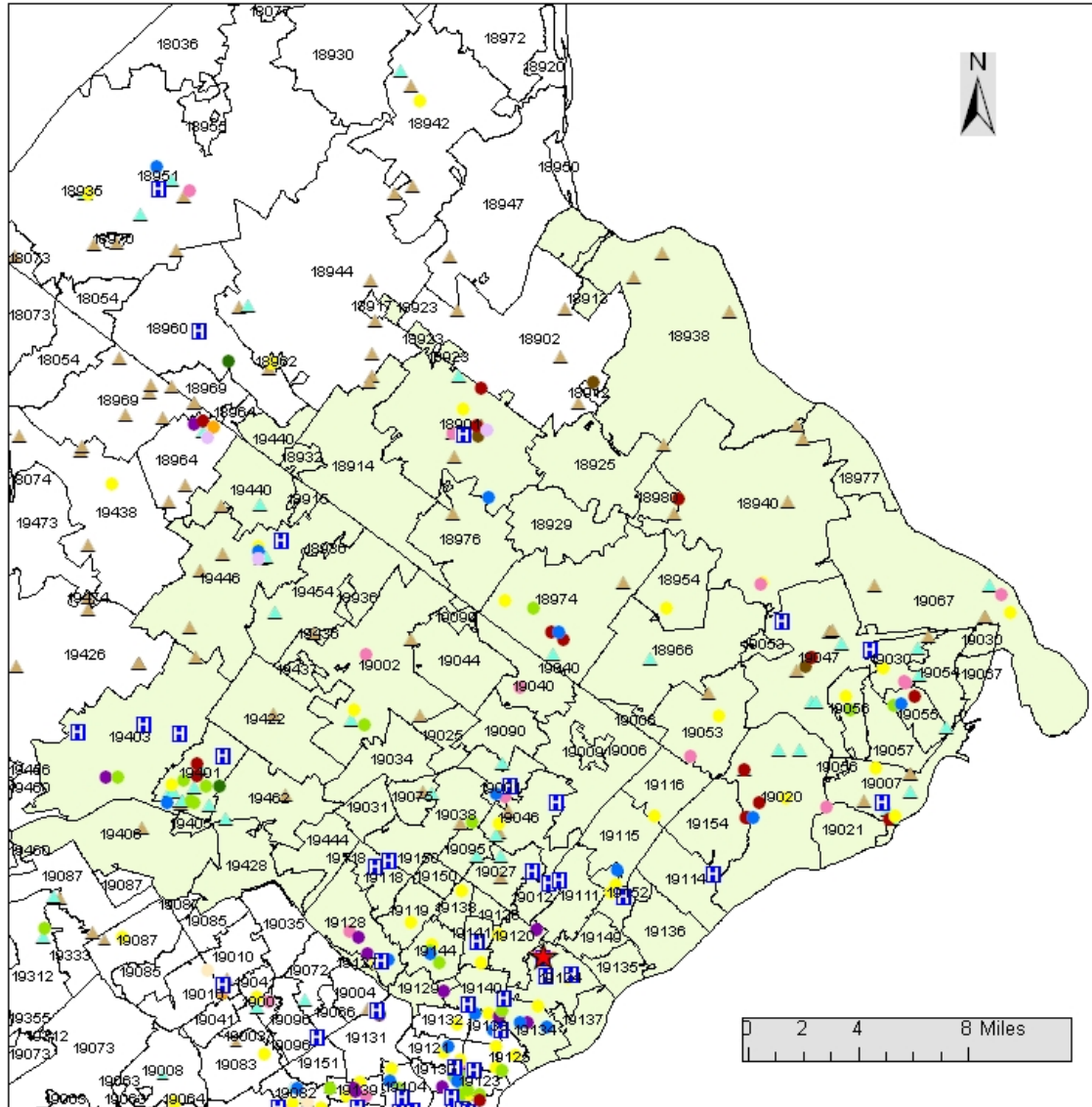
**Health Care Services**

- Community Health Clinic
- Dental Care
- Health Department
- Mental Health/Substance Abuse Service
- Planned Parenthood
- Urgent Care Center
- Visiting nurse
- Women's Health Center

Prepared by The Research & Evaluation Group, PHMC;  
November 2012



### Fox Chase Cancer Center Service Area Social Services

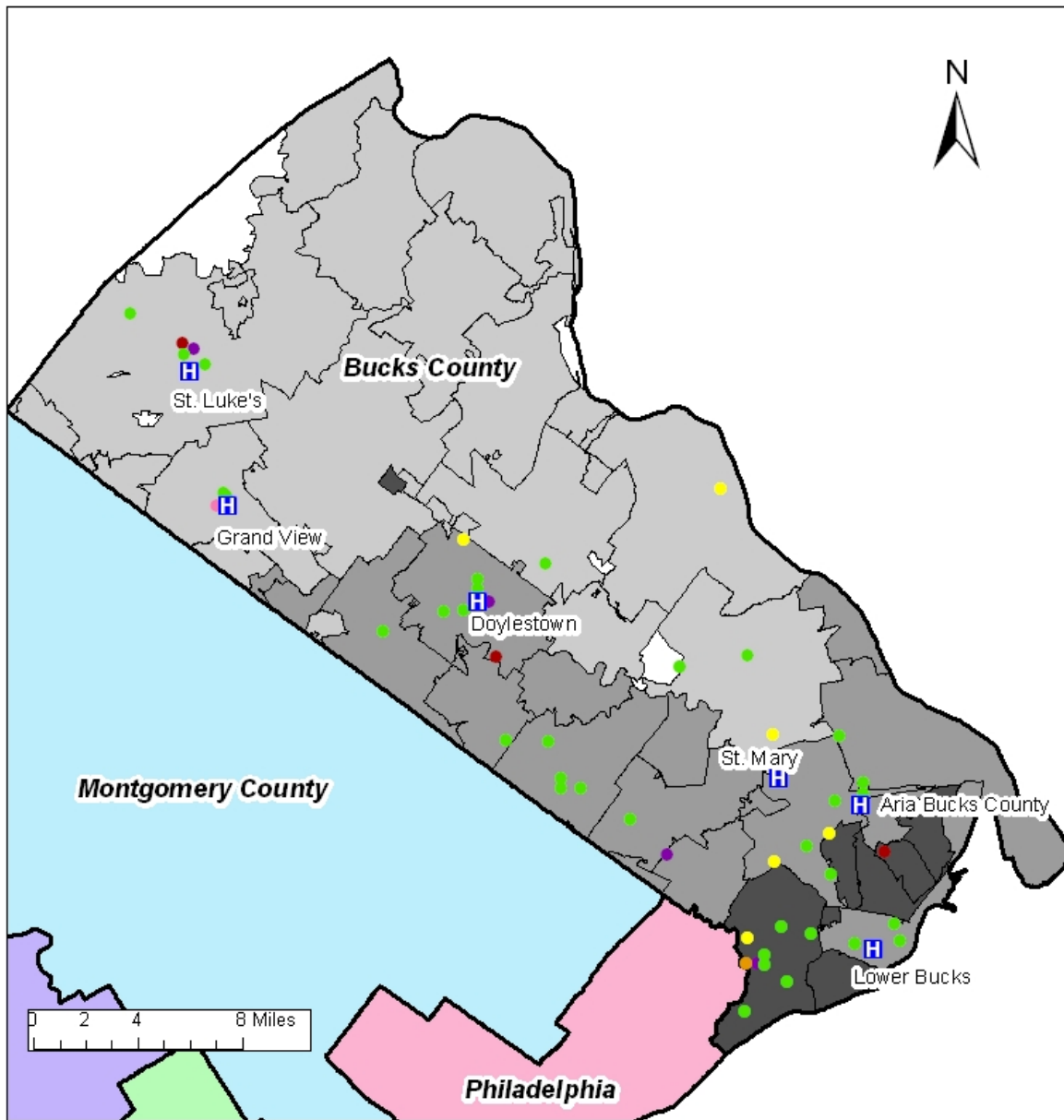


- |                                |                             |                  |
|--------------------------------|-----------------------------|------------------|
| <b>Fox Chase Cancer Center</b> | Community Center            | Senior Center    |
| <b>Hospitals</b>               | Disability Services         | Social Services  |
| <b>Food Sources</b>            | Education/Employment Center | WIC Office       |
| Farmers Market                 | Homeless Services/Shelter   | Women's Services |
| Food Pantry                    | Pregnancy Crisis Center     | YMCA/WCA         |
|                                | Youth Services              |                  |

Prepared by The Research & Evaluation Group, PHMC; November 2012



### Bucks County Assets - Health Care Services



**Population Density (per square mile)**

- < 1000
- 1000 - 2600
- > 2600

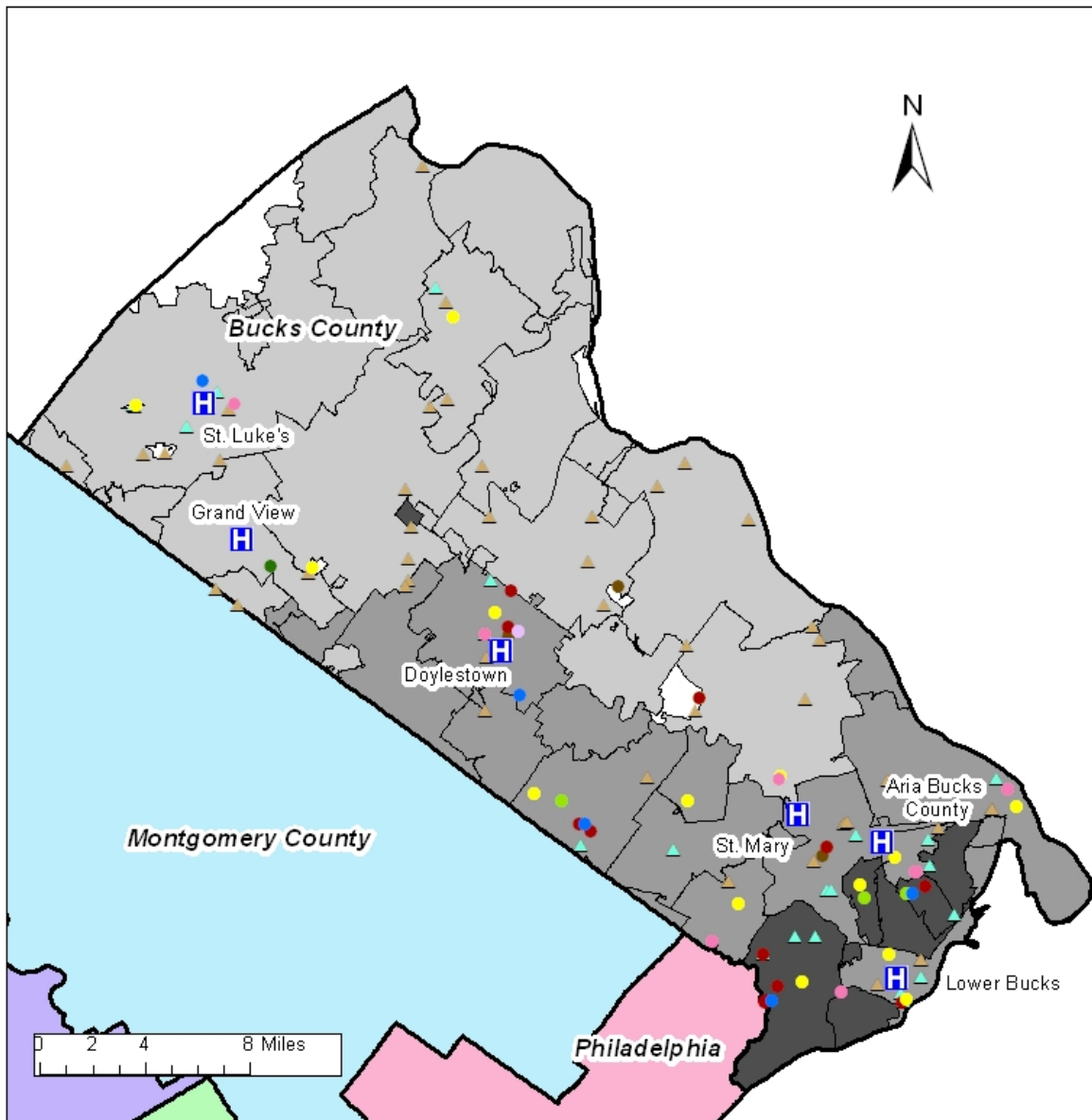
**Health Care Services**

- |   |  |
|---|--|
| <span style="color: blue;">H</span> Hospital                  | <span style="color: orange;">●</span> Women's Health Center                |
| <span style="color: purple;">●</span> Community Health Clinic | <span style="color: green;">●</span> Mental Health/Substance Abuse Service |
| <span style="color: red;">●</span> Health Department          | <span style="color: yellow;">●</span> Urgent Care Center                   |
| <span style="color: pink;">●</span> Dental Clinic             |  |

Unshaded zipcodes are postal or business zipcodes and do not have census population data.  
Prepared by The Research & Evaluation Group, PHMC; November 2012



## Bucks County Assets - Social Services



**Population Density  
(per square mile)**

- < 1000
- 1000 - 2600
- > 2600

**Hospital**

**Social Services**

- Disability Services
- Employment Center
- Homeless Shelter
- Senior Services
- Social Services
- WIC
- YMCA/YWCA
- Youth Services

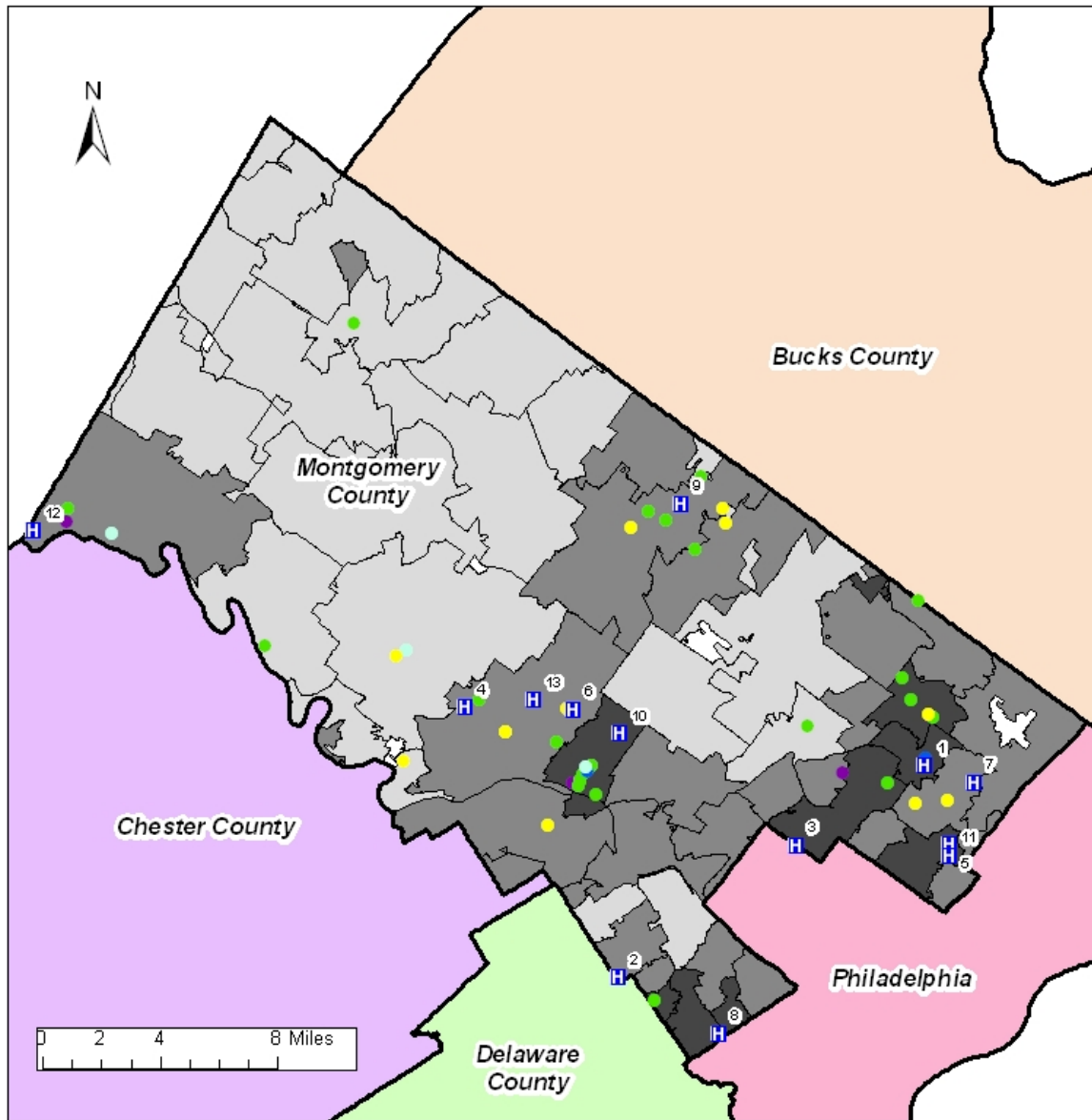
**Food Sources**

- Farmers Market/  
Produce Stand
- Food Pantry

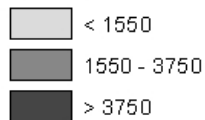
Unshaded zipcodes are postal or business zipcodes and do not have census population data.  
Prepared by The Research & Evaluation Group, PHMC; November 2012



## Montgomery County Assets - Health Care Services



**Population Density  
(per square mile)**



**Hospitals**

- |   |                               |
|---|-------------------------------|
| 1 Abington Memorial Hospital            | 7 Holy Redeemer Health System |
| 2 Bryn Mawr Hospital                    | 8 Lankenau Hospital           |
| 3 Chestnut Hill Rehabilitation Hospital | 9 Lansdale Hospital           |
| 4 Eagleville Hospital                   | 10 Mercy Suburban Hospital    |
| 5 Einstein MC Elkins Park               | 11 MossRehab Hospital         |
| 6 Einstein MC Montgomery                | 12 Pottstown Hospital         |
|   | 13 Valley Forge Hospital      |

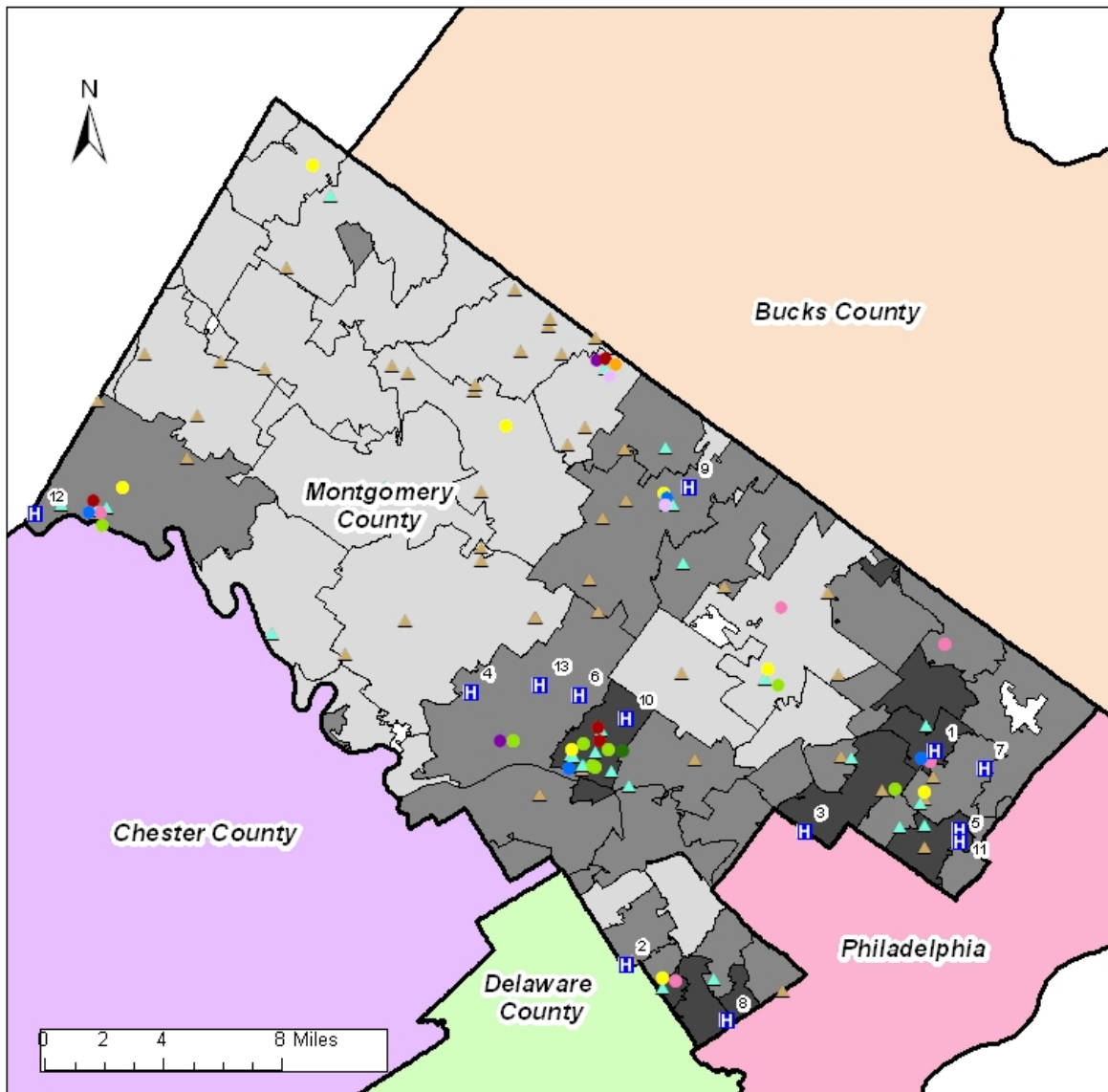
**Health Care Services**

- Community Health Clinic
- Mental Health/Substance Abuse Service
- Planned Parenthood
- Urgent Care Center
- Visiting nurse

Unshaded zipcodes are postal or business zipcodes and do not have census population data.  
Prepared by The Research & Evaluation Group, PHMC; November 2012



## Montgomery County Assets - Social Services



**Population Density (per square mile)**

- < 1550
- 1550 - 3750
- > 3750

**H Hospitals**

- |   |                               |
|---|-------------------------------|
| 1 Abington Memorial Hospital            | 7 Holy Redeemer Health System |
| 2 Bryn Mawr Hospital                    | 8 Lankenau Hospital           |
| 3 Chestnut Hill Rehabilitation Hospital | 9 Lansdale Hospital           |
| 4 Eagleville Hospital                   | 10 Mercy Suburban Hospital    |
| 5 Einstein MC Elkins Park               | 11 MossRehab Hospital         |
| 6 Einstein MC Montgomery                | 12 Pottstown Hospital         |
|   | 13 Valley Forge Hospital      |

**Social Services**

- Community Center
- Education/Employment Center
- Homeless Services
- Pregnancy Crisis Center
- Senior Services
- Social Services
- WIC
- YMCA/YWCA
- Youth Services

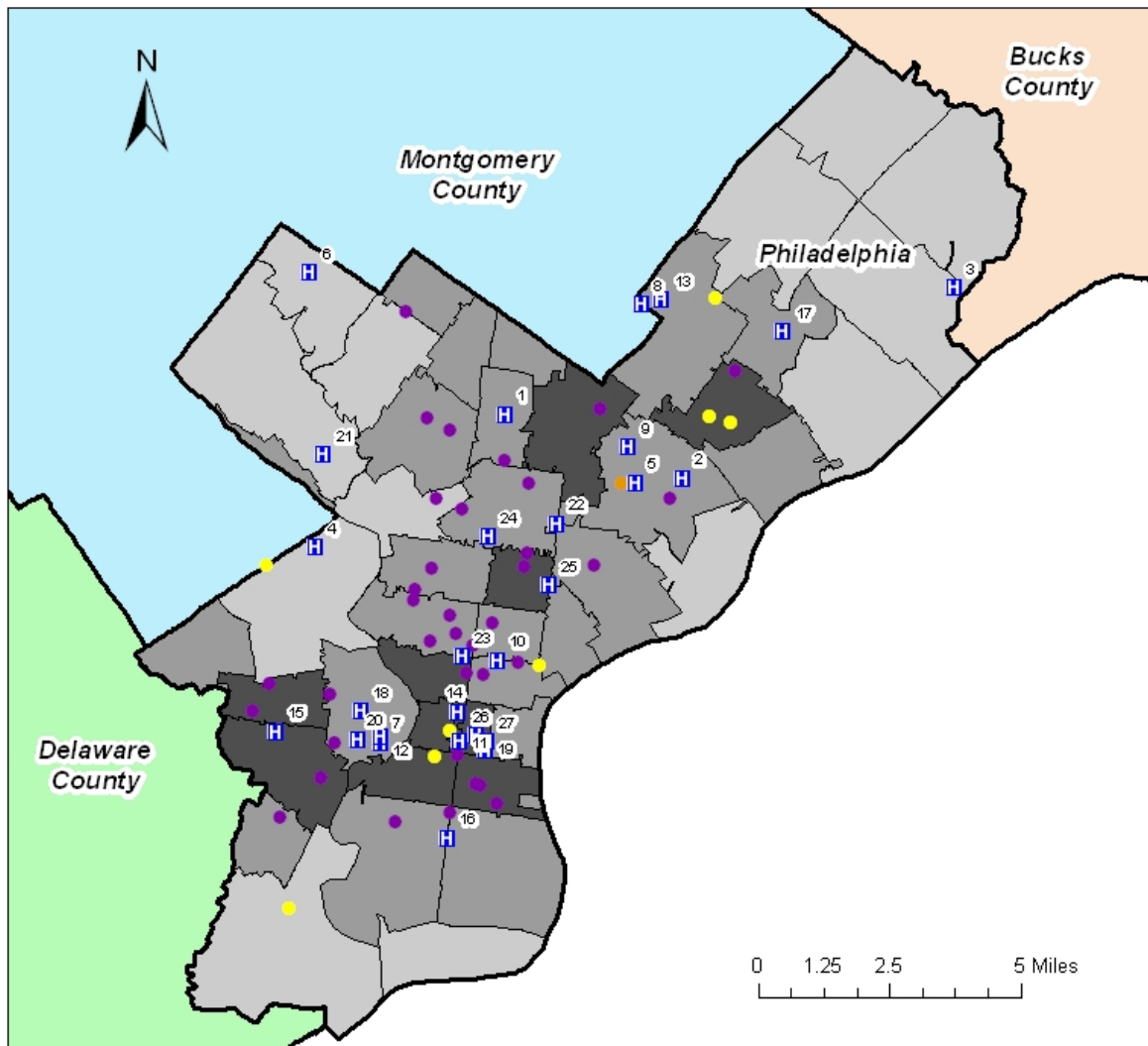
**Food Sources**

- ▲ Farmers Market/Produce
- ▲ Food Pantry

Unshaded zipcodes are postal or business zipcodes and do not have census population data.  
Prepared by The Research & Evaluation Group, PHMC  
November 2012



## Philadelphia Assets - Health Care Services



### Population Density (per square mile)

- < 9,500
- 9,500 - 18,500
- > 18,500

### Health Care Services

(excludes mental health and substance abuse services)

- Community Health Clinic
- Urgent Care Center
- Women's Health Center

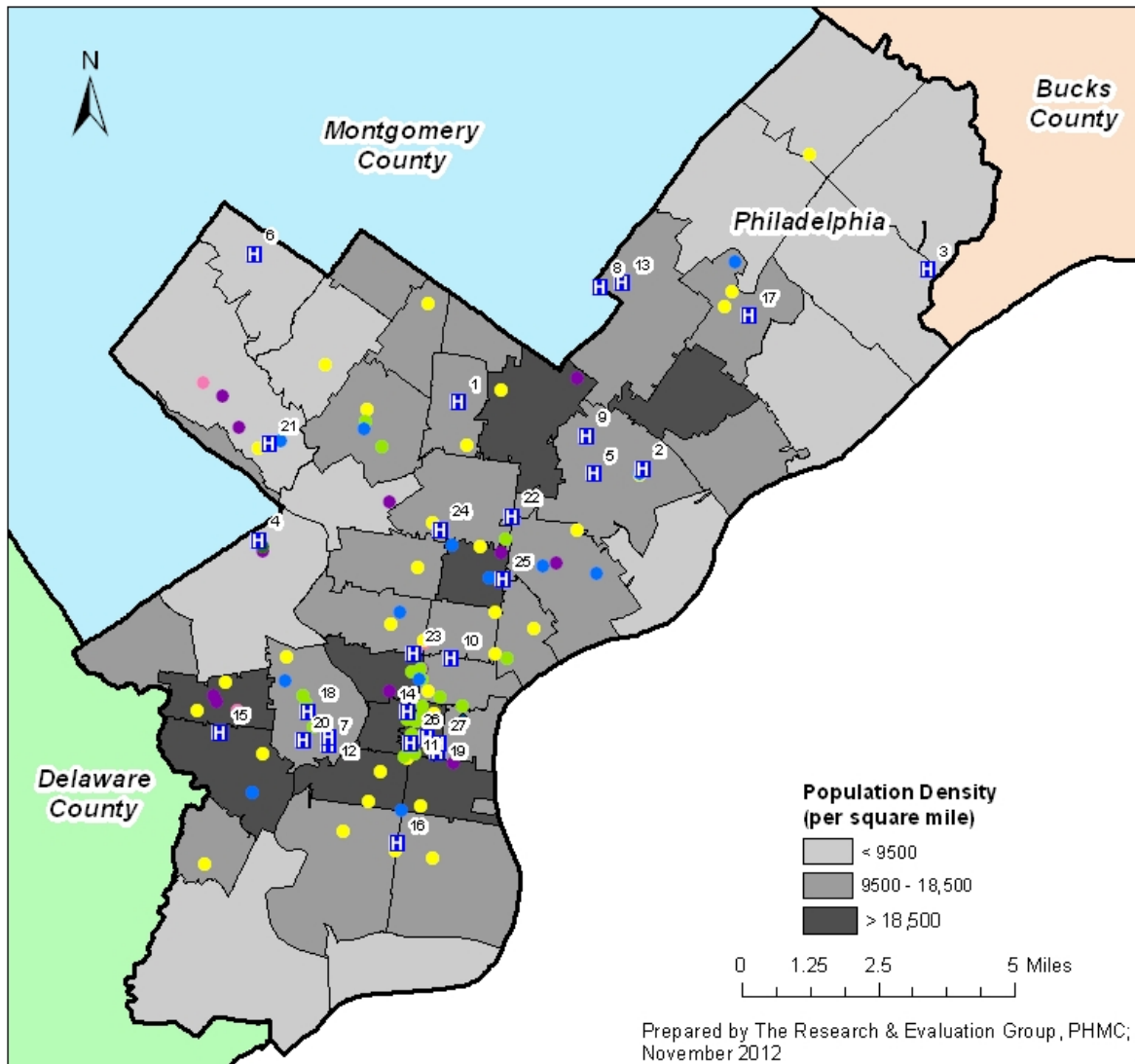
### Hospitals

- |   |  |
|---|--|
| 1 Einstein Medical Center Philadelphia        | 15 Mercy Philadelphia Hospital               |
| 2 Aria Health Frankford Hospital              | 16 Methodist Hospital                        |
| 3 Aria Health Torresdale Hospital             | 17 Nazareth Hospital                         |
| 4 Belmont Behavioral Health                   | 18 Penn Presbyterian Medical Center          |
| 5 Cancer Treatment Centers of America         | 19 Pennsylvania Hospital                     |
| 6 Chestnut Hill Hospital                      | 20 Philadelphia VA Medical Center            |
| 7 Children's Hospital of Philadelphia         | 21 Roxborough Memorial Hospital              |
| 8 Fox Chase Cancer Center                     | 22 Saint Christopher's Hospital for Children |
| 9 Friends Hospital                            | 23 Saint Joseph's Hospital                   |
| 10 Girard Medical Center                      | 24 Temple University Hospital                |
| 11 Hahnemann University Hospital              | 25 Temple University Hospital Episcopal      |
| 12 Hospital of the University of Pennsylvania | 26 Thomas Jefferson University Hospital      |
| 13 Jeanes Hospital                            | 27 Wills Eye Institute                       |
| 14 Magee Rehabilitation Hospital              |  |

Prepared by The Research & Evaluation Group, PHMC;  
November 2012



## Philadelphia Assets - Social Services



### Social Services

- Community Center
- Homeless Services/Shelters
- Job Training
- Senior Center
- Social Services
- WIC office
- YMCA

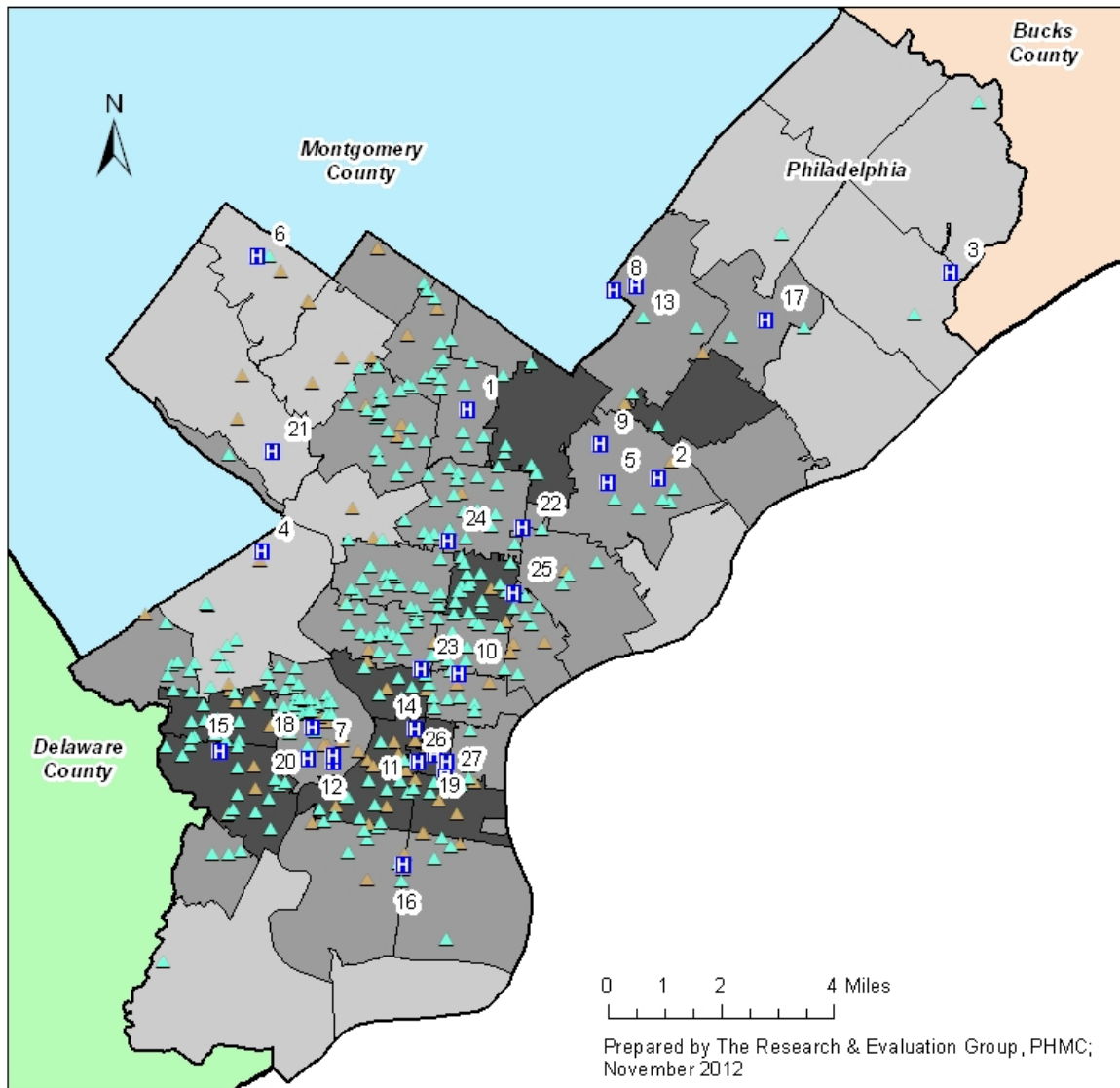
### Hospitals

- |   |  |
|---|--|
| 1 Einstein Medical Center Philadelphia        | 15 Mercy Philadelphia Hospital               |
| 2 Aria Health Frankford Hospital              | 16 Methodist Hospital                        |
| 3 Aria Health Torresdale Hospital             | 17 Nazareth Hospital                         |
| 4 Belmont Behavioral Health                   | 18 Penn Presbyterian Medical Center          |
| 5 Cancer Treatment Centers of America         | 19 Pennsylvania Hospital                     |
| 6 Chestnut Hill Hospital                      | 20 Philadelphia VA Medical Center            |
| 7 Children's Hospital of Philadelphia         | 21 Roxborough Memorial Hospital              |
| 8 Fox Chase Cancer Center                     | 22 Saint Christopher's Hospital for Children |
| 9 Friends Hospital                            | 23 Saint Joseph's Hospital                   |
| 10 Girard Medical Center                      | 24 Temple University Hospital                |
| 11 Hahnemann University Hospital              | 25 Temple University Hospital Episcopal      |
| 12 Hospital of the University of Pennsylvania | 26 Thomas Jefferson University Hospital      |
| 13 Jeanes Hospital                            | 27 Wills Eye Institute                       |
| 14 Magee Rehabilitation Hospital              |  |

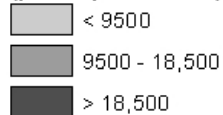




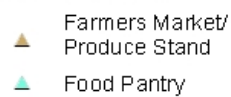
## Philadelphia Assets - Food Sources



### Population Density (per square mile)



### Food Sources



### Hospitals

- |   |  |
|---|--|
| 1 Einstein Medical Center Philadelphia        | 15 Mercy Philadelphia Hospital               |
| 2 Aria Health Frankford Hospital              | 16 Methodist Hospital                        |
| 3 Aria Health Torresdale Hospital             | 17 Nazareth Hospital                         |
| 4 Belmont Behavioral Health                   | 18 Penn Presbyterian Medical Center          |
| 5 Cancer Treatment Centers of America         | 19 Pennsylvania Hospital                     |
| 6 Chestnut Hill Hospital                      | 20 Philadelphia VA Medical Center            |
| 7 Children's Hospital of Philadelphia         | 21 Roxborough Memorial Hospital              |
| 8 Fox Chase Cancer Center                     | 22 Saint Christopher's Hospital for Children |
| 9 Friends Hospital                            | 23 Saint Joseph's Hospital                   |
| 10 Girard Medical Center                      | 24 Temple University Hospital                |
| 11 Hahnemann University Hospital              | 25 Temple University Hospital Episcopal      |
| 12 Hospital of the University of Pennsylvania | 26 Thomas Jefferson University Hospital      |
| 13 Jeanes Hospital                            | 27 Wills Eye Institute                       |
| 14 Magee Rehabilitation Hospital              |  |



<b>Hospitals - Bucks County</b>					
<b>Name</b>	<b>Address</b>	<b>City</b>	<b>State</b>	<b>Zip</b>	<b>Type</b>
Aria Health Bucks County	380 N Oxford Valley Road	Langhorne	PA	19047	Hospitals
Doylestown Hospital	595 West State St	Doylestown	PA	18901	Hospitals
Grand View Hospital	700 Lawn Ave	Sellersville	PA	18960	Hospitals
Lower Bucks Hospital	501 Bath Road	Bristol	PA	19007	Hospitals
St Mary Medical Center	1201 Newtown-Langhorne Road	Langhorne	PA	19047	Hospitals
St. Luke's Hospital Quakertown	1021 Park Avenue	Quakertown	PA	18951	Hospitals
<b>Health Assets - Bucks County</b>					
St Mary Children's Health Center	2546 Knights Rd.	Bensalem	PA	19020	Community Health Center
Ann Silverman Community Health Clinic	595 W. State Street	Doylestown	PA	18901	Community Health Center
BCHIP Lower Bucks Clinic	2546B Knights Road	Bensalem	PA	19020	Community Health Center
HealthLink Medical Center	1775 Street Road	Southampton	PA	18966	Community Health Center
BCHIP Volunteer Doctors Care Upper Bucks	261 California Road	Quakertown	PA	18951	Community Health Center
Bethanna	1030 Second Street Pike	Southampton	PA	18966	Mental Health/Substance Abuse Center
Bucks County Mental Health Clinic	1270 New Rodgers Rd	Bristol	PA	19007	Mental Health/Substance Abuse Center
Bucks County Mental Health/Developmental	600 Louis Drive	Warminster	PA	18974	Mental Health/Substance Abuse Center
Bucks County Health Department Doylestown	1282 Almshouse Road	Doylestown	PA	18901	Health Department
Bucks County Health Department Levittown	7321 New Falls Road	Levittown	PA	19055	Health Department
Bucks County Health Department Quakertown	261 California Road	Quakertown	PA	18951	Health Department
BCHIP Children's Dental Program	700 Lawn Ave	Sellersville	PA	18960	Dental Care
Mother Bachmann Maternity Center	2560 Knights Road	Bensalem	PA	19020	Women's Health Center
Pennndel Mental Health Center Inc	1517 Durham Road	Pennndel	PA	19047	Mental Health/Substance Abuse Center
Philadelphia Mental Health Clinic	2288 Second St Pike	Newtown	PA	18940	Mental Health/Substance Abuse Center
Catholic Social Services	3400 Bristol Pike	Bensalem	PA	19020	Mental Health/Substance Abuse Center
Delaware Valley Children's Center	2288 Second Street Pike	Wrighttown	PA	18940	Mental Health/Substance Abuse Center
Delta Community Supports Inc	720 Johnsville Blvd	Warminster	PA	18974	Mental Health/Substance Abuse Center
Family Services Association of Bucks County	312 West Broad Street	Quakertown	PA	18951	Mental Health/Substance Abuse Center
Family Services Association of Bucks County	708 Sjad Retreat Rd	Doylestown	PA	18901	Mental Health/Substance Abuse Center
Family Services Association of Bucks County	4 Cornerstone Drive	Langhorne	PA	19047	Mental Health/Substance Abuse Center
Foundations Behavioral Health System	833 East Butler Avenue	Doylestown	PA	19801	Mental Health/Substance Abuse Center
Ivyland Counseling Center	1210 Old York Road	Warminster	PA	18974	Mental Health/Substance Abuse Center
Lenape Valley Foundawtion	500 N West Street	Doylestown	PA	18901	Mental Health/Substance Abuse Center
Maternal Child Consortium Inc.	800 Clarmont Avenue	Bensalem	PA	19020	Mental Health/Substance Abuse Center
New Life of Community Health Services Inc	3103 Hulmeville Road	Bensalem	PA	19020	Mental Health/Substance Abuse Center
Pan American Mental Health Services Inc.	One North Wilson Avenue	Bristol	PA	19007	Mental Health/Substance Abuse Center
Project Transition	One Highland Drive	Chalfont	PA	18914	Mental Health/Substance Abuse Center
Live Well Services Inc	203 Floral Vale Boulevard	Yardley	PA	19067	Mental Health/Substance Abuse Center
New Vitae Inc	16-18 South Main Street	Quakertown	PA	18951	Mental Health/Substance Abuse Center



NHS Bucks County	2260 Cabot Blvd W	Langhorne	PA	19047	Mental Health/Substance Abuse Center
NHS Human Services	600 Louis Drive	Warminster	PA	18974	Mental Health/Substance Abuse Center
Penn Foundation Behavioral Health Service	807 Lawn Avenue	Sellersville	PA	18960	Mental Health/Substance Abuse Center
Project Transition	1700 Street Road	Warrington	PA	18976	Mental Health/Substance Abuse Center
Reach Intensive Psychiatric Rehabilitation	712 Lawn Avenue	Sellersville	PA	18960	Mental Health/Substance Abuse Center
Reach Out Foundation of Bucks County: Dua	152 Monroe Street	Penndel	PA	19047	Mental Health/Substance Abuse Center
The Light Program Inc.	711 Hyde Park	Doylestown	PA	18901	Mental Health/Substance Abuse Center
Today, Inc.	1990 North Woodbourne Road	Newtown	PA	18940	Mental Health/Substance Abuse Center
Today, Inc.: Prevention Services	3103 Hulmeville Road	Bensalem	PA	19020	Mental Health/Substance Abuse Center
Libertae Halfway House	5245 Bensalem Boulevard	Bensalem	PA	19020	Mental Health/Substance Abuse Center
Livengrin Foundation	4833 Hulmeville Road	Bensalem	PA	19020	Mental Health/Substance Abuse Center
Pyramid Healthcare Quakertown	2705 Old Bethlehem Pike	Quakertown	PA	18951	Mental Health/Substance Abuse Center
Southern Bucks Recovery Community Center	1230 Veterans Highway	Bristol	PA	19007	Mental Health/Substance Abuse Center
Women?s Recovery Community Center	25 Beulah Road	New Britain	PA	18901	Mental Health/Substance Abuse Center
Aldie Counseling Center	2291 Cabot Boulevard West	Langhorne	PA	19047	Mental Health/Substance Abuse Center
No Longer Bound, Inc	1230 Norton Ave	Bristol	PA	19007	Mental Health/Substance Abuse Center
CVS Minute Clinic	1456 Ferry Rd.	Doylestown	PA	18901	Urgent Care Center
CVS Minute Clinic	200 S. Lincoln Ave.	Newtown	PA	18940	Urgent Care Center
CVS Minute Clinic	302 Bridge St.	New Hope	PA	18938	Urgent Care Center
Advanced Urgent Care Center	1413 E. Lincoln Highway	Levittown	PA	19056	Urgent Care Center
Advanced Urgent Care	1415 E. Lincoln Highway	Langhorne	PA	19047	Urgent Care Center
Allment Comprehensive Care Center	2966 Street Rd	Bensalem	PA	19020	Urgent Care Center
<b>Social Assets - Bucks County</b>					
<b>Name</b>	<b>Address</b>	<b>City</b>	<b>State</b>	<b>Zip Code</b>	<b>Type</b>
BARC Developmental Services	4950 York Road	Holicong	PA	18928	Disability Services
Community Options	340 East Maple Avenue	Langhorne	PA	19047	Disability Services
Shared Support Inc	258 W Ashland Street	Doylestown	PA	18901	Disability Services
Woods Services Inc	RTS 213 & 413	Langhorne	PA	19047	Disability Services
Wellspring Clubhouse	700 South Main Street	Sellersville	PA	18960	Education/Employment Center
Family Resource Center	2546 Knights Road	Bensalem	PA	19020	Social Services
Kelly Family Center	2 Canals End Road	Bristol	PA	19007	Social Services
Kelly Family Center	4 Cornerstone Dirve	Langhorne	PA	19047	Social Services
YWCA Bucks Landing Family Center	120 E. Street Road	Warminster	PA	18974	Social Services
YWCA Bucks Meadow Family Center	3131 Knights Road	Bensalem	PA	19020	Social Services
YWCA Country Commons Family Center	3338 Richlieu Road	Bensalem	PA	19020	Social Services
YWCA Creekside Family Center	2500 Knights Road	Bensalem	PA	19020	Social Services
American Red Cross Lower Bucks County Homeless Shelter	1909 Veteran?s Highway	Levittown	PA	19056	Homeless Shelter
Bucks County Homeless Shelter	7301 New Falls Road	Levittown	PA	19055	Homeless Shelter
Bucks County Housing Group, Inc.	2324 Second Street Pike	Wrightstown	PA	18940	Homeless Shelter



Valley Youth House	800 N York Rd	Warminster	PA	18974	Homeless Shelter
Benjamin H. Wilson Senior Center	580 Delmont Ave.	Warminster	PA	18974	Senior Services
Bensalem Senior Citizens Center	1850 Byberry Road	Bensalem	PA	19020	Senior Services
Bristol Township Senior Center	2501 Bath Road,	Bristol	PA	19007	Senior Services
Central Bucks Senior Center	700 Shady Retreat Rd.	Doylestown	PA	18901	Senior Services
Chandler Hall Health Services, Inc.	99 Barclay Street	Newtown	PA	18940	Senior Services
Eastern Upper Bucks Seniors, Inc.	8040 Easton Road	Ottsville	PA	18942	Senior Services
Falls Township Senior Center	282 Trenton Road	Fairless Hills	PA	19030	Senior Services
Lower Bucks Senior Activity Center	Wood and Mulberry Sts.	Bristol	PA	19007	Senior Services
Middletown Senior Citizens Center	2142 Trenton Rd.	Levittown	PA	19056	Senior Services
Morrisville Senior Service Center	31 E. Cleveland Ave.	Morrisville	PA	19067	Senior Services
Neshaminy Senior Citizens Center	1842 Brownsville Rd.	Trevose	PA	19053	Senior Services
Northampton Township Senior Center	165 Township Road	Richboro	PA	18954	Senior Services
Penridge Senior Center	146 E. Main St.	Silverdale	PA	18962	Senior Services
Upper Bucks Senior Citizens Center	2183 Milford Square Pike	Milford	PA	18337	Senior Services
Bucks County Children and Youth Social Services Agency	4259 West Swamp Rd	Doylestown	PA	18902	Social Services
Bucks County Housing Group, Inc	2324 Second Street Pike	Wrightstown	PA	18940	Social Services
Child Home & Community	144 Wood Street	Doylestown	PA	18901	Social Services
Northwestern Human Services of Bucks County	600 Louis Drive	Warminster	PA	18974	Social Services
The Salvation Army	215 Appletree Drive	Levittown	PA	19058	Social Services
Bensalem WIC Clinic	2546 Knights Road	Bensalem	PA	19020	WIC
Doylestown WIC Clinci	1282 Almhouse Road	Doylestown	PA	18901	WIC
Levittown WIC Clinic	7321 New Falls Road	Levittown	PA	19055	WIC
Quakertown WIC Clinic	261 California Road	Quakertown	PA	18951	WIC
Warminster WIC Clinic	605 Lou9s Drive, Suite 508B	Warminster	PA	18974	WIC
Central Bucks Family YMCA	2500 Lower St Road	Doylestown	PA	18901	YMCA/YWCA
Lower Bucks/Fairless Hills Family YMCA	601 S Oxford Valley Rd	Fairless Hills	PA	19030	YMCA/YWCA
Morrisville YMCA Child Care	200 North Pennsylvania Avenue	Morrisville	PA	19067	YMCA/YWCA
The Wellness Center	555 S. Oxford Valley Road	Fairless Hills	PA	19030	YMCA/YWCA
Tri-Hampton YMCA	190 Sycamore St	Newtown	PA	18940	YMCA/YWCA
Upper Bucks County YMCA	401 Fairview Ave	Quakertown	PA	18951	YMCA/YWCA
YWCA Glen Hollow Community Room	1100 Newportville Road	Croydon	PA	19021	YMCA/YWCA
YWCA Program Outreach Center	2425 Trevose Road	Trevose	PA	19053	YMCA/YWCA
Boy Scouts of America	1 Scout Way	Doylestown	PA	18901	Youth Services
<b>Food Assets - Bucks County</b>					
<b>Name</b>	<b>Address</b>	<b>City</b>	<b>State</b>	<b>Zip Code</b>	<b>Type</b>
Active Acres Farms	429 Stoopville Road	Newtown	PA	18940	Farmers Market/Produce Stand
Amish Bristol Market	498 Green Lane	Bristol	PA	19007	Farmers Market/Produce Stand
Bedminster Orchard	1024 Kellers Church Road	Perkasie	PA	18944	Farmers Market/Produce Stand



Bolton Farm Market	1005 Main Street	Silverdale	PA	18962	Farmers Market/Produce Stand
Bristol Amish Market LLC	498 Green Lane	Bristol	PA	19007	Farmers Market/Produce Stand
Brumbaugh's Farm	2575 County Line Road	Telford	PA	18969	Farmers Market/Produce Stand
Charlann Farms FS	586 Stony Hill Rd	Yardley	PA	19067	Farmers Market/Produce Stand
Deep Well Farm	1400 Fennel Road	Pennsburg	PA	18073	Farmers Market/Produce Stand
Deere Acres	2165 Trumbauersville Road	Quakertown	PA	18951	Farmers Market/Produce Stand
Doylestown FM	West State Street & Hamilton Aven	Doylestown	PA	18901	Farmers Market/Produce Stand
Eastburn Farm	1085 Durham Road	Pineville	PA	18946	Farmers Market/Produce Stand
Fairless Hills Produce Center	636 Lincoln Highway	Fairless Hills	PA	19030	Farmers Market/Produce Stand
Field Karen & Mike	97 Styer's Lane	Langhorne	PA	19047	Farmers Market/Produce Stand
Hellerick's Family Farm	5500 Easton Road	Doylestown	PA	18902	Farmers Market/Produce Stand
Indian Valley Farmers Market	Main Street and Penn Avenue	Telford	PA	18969	Farmers Market/Produce Stand
Langhorne FM	E Richardson Ave	Langhorne	PA	19047	Farmers Market/Produce Stand
Lapinski Farm	1003 Middle Road	Dublin	PA	18917	Farmers Market/Produce Stand
Manoff Market Gardens	3157 Comfort Road	Solebury	PA	18963	Farmers Market/Produce Stand
Maximucks Farm Market	5793 Long Lane Road	Doylestown	PA	18902	Farmers Market/Produce Stand
Mccardles Holiday Farm	4316 Mechanicsville Road	Mechanicsville	PA	18934	Farmers Market/Produce Stand
Milk House Farm	1118 Slack Rd	Newtown	PA	18940	Farmers Market/Produce Stand
Myerov Family Farm	306 Elephant Rd	Perkasie	PA	18944	Farmers Market/Produce Stand
New Hope FM	182 W Bridge St	New Hope	PA	18938	Farmers Market/Produce Stand
None Such Farm Market	4458 York Road	Buckingham	PA	18912	Farmers Market/Produce Stand
Ottisville Farm	8230 Easton Rd	Ottisville	PA	18942	Farmers Market/Produce Stand
Penn Vermont Fruit Farm	831 Rolling Hills Road	Bedminster	PA	18910	Farmers Market/Produce Stand
Penn View Farm	1433 Broad Street	Perkasie	PA	18944	Farmers Market/Produce Stand
Perkasie Farmers Market	7th & Market St	Perkasie	PA	18944	Farmers Market/Produce Stand
Playwicki Farm Farmers Market	2350 Bridgetown Pike	Feasterville	PA	19053	Farmers Market/Produce Stand
Plumsteadville Grange Farm Market	5901 Route 611, Easton Road	Plumsteadville	PA	18947	Farmers Market/Produce Stand
Produce Connection	851 New Rodgers Road	Bristol	PA	19007	Farmers Market/Produce Stand
Quakertown Farmers Market	201 Station Road	Quakertown	PA	18951	Farmers Market/Produce Stand
Snipes Farm	890 West Bridge Street	Morrisville	PA	19067	Farmers Market/Produce Stand
Snipes Farm & Education Center	890 West Bridge Street	Morrisville	PA	19067	Farmers Market/Produce Stand
Solebury Orchards	3325 Creamery Road	New Hope	PA	18938	Farmers Market/Produce Stand
Solly Brothers	707 Almshouse Rd	Ivylnd	PA	18974	Farmers Market/Produce Stand
Styer Orchard Inc	97 Styers Lane	Langhorne	PA	19047	Farmers Market/Produce Stand
Suelke's Roadstand	1912 Old York Route 309	Sellersville	PA	18960	Farmers Market/Produce Stand
Sunflower Kings Farm	1455 Benner School Road	Trumbauersville	PA	18970	Farmers Market/Produce Stand
Sunflower King's Farm	State & Hamilton St	Doylestown	PA	18901	Farmers Market/Produce Stand
Tabora Farm and Orchard	1104 Upper Stump Road	Chalfont	PA	18914	Farmers Market/Produce Stand
The Market at DelVal College	2100 Lower State Road	Doylestown	PA	18901	Farmers Market/Produce Stand



The Market At Styer Orchards	1121 Woodbourne Road	Langhorne	PA	19047	Farmers Market/Produce Stand
Thorpe Farmstand And Garden Center	371 Stoneybrook Road	Newtown	PA	18940	Farmers Market/Produce Stand
Traugers FM	335 Island Rd	Kintnersville	PA	18930	Farmers Market/Produce Stand
Wildemore Farm	977 Upper Stump Road	Chalfont	PA	18914	Farmers Market/Produce Stand
Winding Brook Farm LLC	3014 Bristol Road	Warrington	PA	18976	Farmers Market/Produce Stand
Windy Srpings Farm	RT 663	Milford Square	PA	18935	Farmers Market/Produce Stand
Wrightstown FM	2203 Second St Pike	Wrightstown	PA	18940	Farmers Market/Produce Stand
Bristol Borough Community Action Group, I	99 Wood Street	Bristol	PA	19007	Food Pantry
Cares Cupboard	152 Monroe Avenue	Penndel	PA	19047	Food Pantry
Coordinating Council of Health and Welfar	73 Downey Drive	Warminster	PA	18974	Food Pantry
Country Commons Family Center Food Pantry	3338 Richlieu Rd	Bensalem	PA	19020	Food Pantry
Doylestown Food Pantry	470 Old Dublin Pike	Doylestown	PA	18901	Food Pantry
Emergency Relief Association of Lower Buc	8525 New Falls Road	Levittown	PA	19054	Food Pantry
Family Service Association of Bucks Count	4 Cornerstone Dr.	Langhorne	PA	19047	Food Pantry
Greater Works Food Pantry	5918 Hulmeville Road	Bensalem	PA	19020	Food Pantry
Heaven's Bounty	455 Trumbauersville Road	Quakertown	PA	18951	Food Pantry
Jesus Focus Ministry	1150 Bristol Road	Southampton	PA	18966	Food Pantry
Loaves and Fishes Pantry	840 Trenton Road	Fairless Hills	PA	19030	Food Pantry
Mary's Cupboard	100 Levittown Parkway	Levittown	PA	19054	Food Pantry
Milford Square Shelter	2155 Milford Square Pike	Milford	PA	18935	Food Pantry
Morrisville Presbyterian Church	771 N. Pennsylvania Avenue	Morrisville	PA	19067	Food Pantry
New Britain Baptist Church Food Larder	Route 202 & Tamanend Avenue	New Britain	PA	18901	Food Pantry
No Longer Bound Bristol	5723 Watson & Norton Ave.	Bristol	PA	19007	Food Pantry
Penndel Food Pantry	349 Durham Road	Penndel	PA	19047	Food Pantry
Pennridge	306 North 5th Street,	Perkasie	PA	18944	Food Pantry
Quakertown Food Pantry Quakertown,PA	50 North 4th Street	Quakertown	PA	18951	Food Pantry
Soulfull Blessings Bristol	640 Race Street	Bristol	PA	19007	Food Pantry
The Lord's Pantry	4050 Durham Road	Ottsville	PA	18942	Food Pantry
Tifereth Israel Food Pantry	2909 Bristol Rd.	Bensalem	PA	19020	Food Pantry

Hospitals - Montgomery County					
Name	Address	City	State	Zip	Type
Abington Memorial Hospital	1200 Old York Road	Abington	PA	19001	Hospital
Lansdale Hospital	100 Medical Campus Dr	Lansdale	PA	19446	Hospital
Eagleville Hospital	100 Eagleville Road	Eagleville	PA	19403	Hospital
Holy Redeemer Health System	1648 HUNTINGDON PIKE	Meadowbrook	PA	19046	Hospital
Lankenau Hospital	100 LANCASTER AVE	Wynnewood	PA	19096	Hospital
Mercy Suburban Hospital	2701 DEKALB PIKE	Norristown	PA	19401	Hospital
Pottstown Hospital	1600 East High Street	Pottstown	PA	19464	Hospital



Valley Forge Hospital	1033 W Germantown Pike	Norristown	PA	19401	Hospital
Einstein Medical Center Montgomery	559 West Germantown Pike	East Norriton	PA	19403	Hospital
Bryn Mawr Hospital	130 South Bryn Mawr Avenue	Bryn Mawr	PA	19010	Hospital
MosRehab Hospital	60 Township Line Road	Elkins Park	PA	19027	Hospital
Chestnut Hill Rehabilitation Hospital	8601 Stenton Ave	Wyndmoor	PA	19038	Hospital
<b>Health Assets - Montgomery County</b>					
<b>Name</b>	<b>Address</b>	<b>City</b>	<b>State</b>	<b>Zip Code</b>	<b>Type</b>
Community Health and Dental Care	11 Robinson St.	Pottstown	PA	19646	Community Health Center
Willow Grove Public Health Center	102 York Road	Willow Grove	PA	19090	Community Health Center
Norristown Public Health Center	1430 DeKalb Street	Norristown	PA	19401	Community Health Center
Pottstown Public Health Center	364 King Street	Pottstown	PA	19464	Community Health Center
North Hills Health Center	212 Girard Ave	Glenside	PA	19038	Community Health Center
Nurse Family Partnership	1430 DeKalb Street	Norristown	PA	19401	Community Health Center
Norristown Regional Health Center	133 West Main Street	Norristown	PA	19401	Community Health Center
Planned Parenthood Collegeville Health Ce	78 Second Avenue	Collgeville	PA	19426	Planned Parenthood
Mental Health Association	700 E. Main Street	Norristown	PA	19401	Mental Health/Substance Abuse Service
Creative Health Services	11 Robinson Street	Pottsville	PA	19464	Mental Health/Substance Abuse Service
Montgomery County Mental Health	1430 DeKalb Street	Norristown	PA	19401	Mental Health/Substance Abuse Service
Mental Health Association	538 DeKalb Street	Norristown	PA	19401	Mental Health/Substance Abuse Service
Montgomery County Emergency Services	50 Beech Drive	Norristown	PA	19401	Mental Health/Substance Abuse Service
Valley Forge Medical Center Outpatient	1033 W. Germantown Pike	Norristown	PA	19401	Mental Health/Substance Abuse Service
Eagleville Hospital Outpatient	3125 Ridge Pike	Eagleville	PA	19408	Mental Health/Substance Abuse Service
Central Montgomery MH/MR Center	1201 DeKalb Street	Norristown	PA	19401	Mental Health/Substance Abuse Service
Children's Aid Society: Women's Services	1314 DeKalb Street	Norristown	PA	19401	Mental Health/Substance Abuse Service
Resources for Human Development Family Ho	901 DeKalb Street	Norristown	PA	19401	Mental Health/Substance Abuse Service
Gaudenzia Central Montgomery County	55 E. Marshall Street	Norristown	PA	19401	Mental Health/Substance Abuse Service
Montgomery County Methadone Center	316 DeKalb Street	Norristown	PA	19401	Mental Health/Substance Abuse Service
Northwestern Human Services	400 N. Broad Street	Lansdale	PA	19446	Mental Health/Substance Abuse Service
Community Service Foundation	801 W. Second Street	Lansdale	PA	19446	Mental Health/Substance Abuse Service
Salisbury Behavioral Health	614 N. Easton Rd	Glenside	PA	19038	Mental Health/Substance Abuse Service
Carson Valley Children's Aid Society	2506 N Broad Street	Colmar	PA	18915	Mental Health/Substance Abuse Service
Creekwood Center at Abington Memorial Hos	3941 Commerce Avenue	Willow Grove	PA	19090	Mental Health/Substance Abuse Service
Pa. Institute for Community Living: Grov	230 Fitzwatertown Rd	Willow Grove	PA	19401	Mental Health/Substance Abuse Service
Spring-Ford Drug and Alcohol Counseling S	201 N. Fourth Avenue	Royersford	PA	19468	Mental Health/Substance Abuse Service
Discovery House	329 West County Line Ro	Hatboro	PA	19040	Mental Health/Substance Abuse Service
Youth and Family Services of Upper Perki	1494 Gravel Pike	Green Lane	PA	18054	Mental Health/Substance Abuse Service
Livengrin	550 Pinetown Road	Ft. Washington	PA	19034	Mental Health/Substance Abuse Service
Trinity Behavioral Health Services	1170 E. Main Street	Lansdale	PA	19446	Mental Health/Substance Abuse Service
Resources for Human Development Womanspac	120 Ardmore Avenue	Ardmore	PA	19003	Mental Health/Substance Abuse Service
Aldersgate Youth Service Bureau	42 N. York Road	Willow Grove	PA	19090	Mental Health/Substance Abuse Service
Valley Forge Urgent Care	2521 West Main Street	Norristown	PA	19403	Urgent Care Center
Advanced Urgent Care Center	126 Easton Road	Willow Grove	PA	18936	Urgent Care Center
Advanced Urgent Care Center	721 Bethlehem Pike	Montgomeryville	PA	18936	Urgent Care Center
Valley Forge Urgent Care & Family Medical	2521 West Main Street	Norristown	PA	19403	Urgent Care Center



CVS Minute Clinic	312 S. Henderson Rd	Jenkintown	PA	19046	Urgent Care Center
CVS Minute Clinic	55 Park Avenue	Collegeville	PA	19426	Urgent Care Center
CVS Minute Clinic	616 Old York Road	Jenkintown	PA	19046	Urgent Care Center
CVS Minute Clinic	840 Valley Forge Road	Lansdale	PA	19446	Urgent Care Center
Premier Immediate Medical Care	450 Cresson Blvd.	Oaks	PA	19456	Urgent Care Center
Take Care Clinic at Walgreens	699 W. Germantown Pike	Norristown	PA	19403	Urgent Care Center
Take Care Clinic at Walgreens	119 E. DeKalb Pike	King of Prussia	PA	19406	Urgent Care Center
Take Care Clinic at Walgreens	710 N Wales Road	North Wales	PA	19454	Urgent Care Center
VNA Community Services	1421 Highland Ave	Abington	PA	19001	Visiting Nurse
VNA Community Services	1109 DeKalb Street	Norristown	PA	19401	Visiting Nurse
Planned Parenthood Norristown	1221 Powell Street	Norristown	PA	19401	Planned Parenthood
Planned Parenthood Pottstown	644 High Street	Pottstown	PA	19464	Planned Parenthood
<b>Social Assets - Montgomery County</b>					
<b>Name</b>	<b>Address</b>	<b>City</b>	<b>State</b>	<b>Zip code</b>	<b>Type</b>
Abington YMCA	1073 Old York Road	Abington	PA	19001	YMCA/YWCA
Ambler YMCA	1325 McKean Road	Ambler	PA	19002	YMCA/YWCA
Hatboro YMCA	440 S. York Rd	Hatboro	PA	19040	YMCA/YWCA
Main Line YMCA	100 St. George's Rd	Ardmore	PA	19003	YMCA/YWCA
YWCA Tri-County	315 King St	Pottstown	PA	19464	YMCA/YWCA
MONTCO SAAC	45 Forest Ave	Ambler	PA	19002	Senior Services
Positive Aging in Lower Merion (PALM)	117 Ardmore Ave	Ardmore	PA	19003	Senior Services
Upper Perkiomen Senior Center	517 Jefferson St	East Greenvil	PA	18041	Senior Services
Encore Experiences at Harleysville	312 Alumni Ave	Harleysville	PA	19438	Senior Services
Salem Adult Citizens	610 Summit Ave	Jenkintown	PA	19046	Senior Services
The Peak Center	315 West Main St	Lansdale	PA	19446	Senior Services
MONTCO SAAC	536 George St	Norristown	PA	19401	Senior Services
Pottstown Area Seniors' Center	724 North Adams St	Pottstown	PA	19464	Senior Services
Generations of Indian Valley	259 North Second St	Souderton	PA	18964	Community Center
Montgomery Co. Youth Center	540/550 Port Indian Rd.	Norristown	PA	19403	Community Center
Montgomery Co Aging and Adult Services	1430 Dekalb Center	Norristown	PA	19404	Social Services
Montgomery Co. Catholic Social Services	353 East Johnston Highwa	Norristown	PA	19401	Social Services
Salvation Army	137 King St	Pottstown	PA	19464	Social Services
Keystone Opportunity Center	104 N. Main St	Souderton	PA	18964	Social Services
Inter-faith Housing Alliance	31 South Spring Garden S	Ambler	PA	19002	Homeless Services
Youth Center Shelter	550 Port Indian Road	Norristown	PA	19403	Homeless Services
MFHS Norristown	152 West Main Street	Norristown	PA	19401	WIC
Abington WIC Nutrition Center	1128 Old York Road	Abington	PA	19001	WIC
Lansdale WIC Clinic	607 North Broad St	Lansdale	PA	19446	WIC
Pottstown WIC Clinic	262 King St	Pottstown	PA	19464	WIC
Cradle of Hope	2238 Mount Carmel Ave	Glenside	PA	19038	Homeless Services
Interfaith Hospitality Network	1449 Dekalb St	Norristown	PA	19002	Homeless Services
Resources for Human Development CHOC	1001 Stanbridge and Ster	Norristown	PA	19401	Homeless Services
The Ministries at Main Street	256 South Hanover Street	Pottstown	PA	19456	Homeless Services
Morning Start Maternity Home	526 E Broad St	Souderton	PA	18964	Pregnancy Crisis Center





The Hospitality Center	530 Church St	Norristown	PA	19401	Homeless Services
Mental Health Association: Halfway There	538 DeKalb Street	Norristown	PA	19401	Homeless Services
Office of Vocational Rehabilitation	1875 New Hope St	Norristown	PA	19401	Education/Employment Center
Indian Valley Boys & Girls	115 Washington Ave	Souderton	PA	18964	Youth Services
North Penn Valley Boys & Girls	16 Susquehanna Ave	Lansdale	PA	19446	Youth Services
Food Assets - Montgomery County					
Name	Address	City	State	Zip Code	Type
A G Farm Market	2073 Sumneytown Pike	Woxall	PA	18979	Farmers Market/Produce Stand
Bala Cynwyd	Belmont Ave	Bala Cynwyd	PA	19004	Farmers Market/Produce Stand
Bauder Farms	1151 Collegeville Rd	Collegeville	PA	19426	Farmers Market/Produce Stand
Bryn Mawr	48 N Bryn Mawr Ave	Bryn Mawr	PA	19010	Farmers Market/Produce Stand
Collegeville Farmers Market	460 East Main Street	Collegeville	PA	19426	Farmers Market/Produce Stand
Cooper Creek Farm Market	1856 Farmington Avenue	Pottstown	PA	19464	Farmers Market/Produce Stand
County Line Landscape Nursery	811 Harleysville Pike	Harleysville	PA	19438	Farmers Market/Produce Stand
Creekside Coop Market	High School Rd	Elkins Park	PA	19117	Farmers Market/Produce Stand
Daniel's Produce and Dairy	219 East High Street	Pottstown	PA	19464	Farmers Market/Produce Stand
Dull's Farm	1001 Limekiln Pike	Ambler	PA	19002	Farmers Market/Produce Stand
Frankenfield Farm Market	98 Allentown Road	Souderton	PA	18964	Farmers Market/Produce Stand
Freddy Hill Farms	1440 Sumneytown Pike	Lansdale	PA	19446	Farmers Market/Produce Stand
Freed's Produce	175 Morwood Rd	Harleysville	PA	19438	Farmers Market/Produce Stand
Glenside Farmers Market	Glenside Ave. & Easton Rd.	Glenside	PA	19038	Farmers Market/Produce Stand
Greener Partners	3215 Stump Hall Rd	Collegeville	PA	19426	Farmers Market/Produce Stand
Hague's Christmas Trees	755 Forty Foot Road	Hatfield	PA	19440	Farmers Market/Produce Stand
Happy Ewe Sheep And Wool Farm	2431 Hoffmanville Road	Frederick	PA	19435	Farmers Market/Produce Stand
Hickory Run Produce	2145 Big Road	Gilbertsville	PA	19525	Farmers Market/Produce Stand
Hillside Farms Buffalo	750 Cowpath Road	Telford	PA	18969	Farmers Market/Produce Stand
Indian Valley Farmers Market	Main Street and Penn Avenue	Telford	PA	18969	Farmers Market/Produce Stand
Indianvale Farm	551 Bergey Road	Telford	PA	18969	Farmers Market/Produce Stand
Jenkintown Farmers Market	Leedom St & Greenwood Ave	Jenkintown	PA	19046	Farmers Market/Produce Stand
Jenkintown Wholefoods FM	1575 The Fairway	Jenkintown	PA	19046	Farmers Market/Produce Stand
Jett's Produce	87 Ridge Rd	Telford	PA	18969	Farmers Market/Produce Stand
King Produce & Dairy	219 East High St	Pottstown	PA	19464	Farmers Market/Produce Stand
Kohler Farms	1262 Limekiln Pike	Ambler	PA	19002	Farmers Market/Produce Stand
Lansdale Farmers Market	Railroad Ave & Main St	Lansdale	PA	19446	Farmers Market/Produce Stand
Longview Center for Agriculture	3215 Stump Hall Rd	Collegeville	PA	19426	Farmers Market/Produce Stand
Maple Acres Farm LLC	2656 Narcissa Road	Plymouth Meeting	PA	19462	Farmers Market/Produce Stand
Merrymeade Farm Market	2222 Valley Forge Road	Lansdale	PA	19446	Farmers Market/Produce Stand
Morgan Log House FM	850 Weikel Rd	Lansdale	PA	19446	Farmers Market/Produce Stand
Norristown Farmers Market	Main & Swede Streets	Norristown	PA	19401	Farmers Market/Produce Stand
North Hills FM	110 Pennsylvania Ave	Oreland	PA	19075	Farmers Market/Produce Stand
North Wales Wholefoods	Route 309 & Route 63	North Wales	PA	19436	Farmers Market/Produce Stand
O & F Farms Inc	1040 Skippack Pike	Blue Bell	PA	19422	Farmers Market/Produce Stand
O And F Farms	2815 Skippack Pike	Lansdale	PA	19446	Farmers Market/Produce Stand
Perkiomen Valley Orchard	2478 Perkiomenville Road	Harleysville	PA	19438	Farmers Market/Produce Stand



Ray's Greenhouse	458 Morwood Road	Telford	PA	18969	Farmers Market/Produce Stand
Ringing Hill Orchards	1453 Bliem Road	Pottstown	PA	19464	Farmers Market/Produce Stand
Skippack Creek Farm	64 Skippack Creek Road	Souderton	PA	18964	Farmers Market/Produce Stand
Skippack FM	Rt 113 & Rt 73	Skippack	PA	19474	Farmers Market/Produce Stand
Stauffer Fruit Stand	3762 Layfield Road	Pennsburg	PA	18073	Farmers Market/Produce Stand
Sulomans Milk Store	2782 Leidy Road	Gilbertsville	PA	19525	Farmers Market/Produce Stand
Sunrise Sunflower Farm	886 Morwood Road	Harleysville	PA	19438	Farmers Market/Produce Stand
Upper Merion Farmers Market	175 West Valley Forge Road	King of Prussia	PA	19406	Farmers Market/Produce Stand
Varner Farms	746 South Trappe Road	Collegeville	PA	19426	Farmers Market/Produce Stand
Willow Creek Orchards	3215 Stump Hall Road	Collegeville	PA	19426	Farmers Market/Produce Stand
Yoders Farm Market	761A Cowpath Rd	Telford	PA	18969	Farmers Market/Produce Stand
Zern's Farmers Market FS	1100 East Philadelphia Avenue	Gilbertsville	PA	19525	Farmers Market/Produce Stand
Calvary Baptist Soup Kitchen	811 W. Marshall Street	Norristown	PA	19401	Food Pantry
Catholic Social Services	353 E. Johnson Highway	Norristown	PA	19401	Food Pantry
Haws Avenue Food Cupboard	800 W. Marshall St	Norristown	PA	19401	Food Pantry
Iglesia De Dios Renacer	310 Manor Ave	Plymouth Meeting	PA	19462	Food Pantry
New Hope Baptist	204 E. Oak Street	Norristown	PA	19401	Food Pantry
Norristown Salvation Army Cupboard	533 Swede Street	Norristown	PA	19401	Food Pantry
Shiloh Full Gospel Baptist Church	610 George Street	Norristown	PA	19401	Food Pantry
Meals of Hope Ministry Soup Kitchen	1329 Willow Street	Norristown	PA	19401	Food Pantry
St. John's Episcopal Church Soup Kitchen	23 E. Airy Street	Norristown	PA	19401	Food Pantry
Narberth Community Food Bank	206 Price Ave	Narberth	PA	19072	Food Pantry
Positive Aging in Lower Merion (PALM)	117 Ardmore Avenue	Ardmore	PA	19003	Food Pantry
Beth Sholom Congregation	8231 Old York Road	Elkins Park	PA	19027	Food Pantry
Calvary Assembly of God	7910 Washington Lane	Wyncote	PA	19095	Food Pantry
Mattie N. Dixon Community Cupboard	150 N. Main Street	Ambler	PA	19002	Food Pantry
Jenkintown United Methodist	328 Summit Avenue	Jenkintown	PA	19046	Food Pantry
North Hills Food Cpbd.	212 Girard Ave.	North Hills	PA	19038	Food Pantry
Willow Grove SDA Church	1556 Fairview Avenue	Willow Grove	PA	19090	Food Pantry
Bethel A.M.E. Church	401 Beech Street	Pottstown	PA	19464	Food Pantry
Bright Hope	468 W. King St	Stowe	PA	19464	Food Pantry
Cluster Outreach Center	137 Walnut Street	Pottstown	PA	19464	Food Pantry
Jerusalem Lutheran Church	311 Second Street	Schwenksville	PA	19473	Food Pantry
The Open Door	350 Main Street	Royersford	PA	19468	Food Pantry
Pottstown Salvation Army Cupboard	137 King Street	Pottstown	PA	19464	Food Pantry
Church of the Brethren	1333 Cowpath Road	Hatfield	PA	19440	Food Pantry
Community Housing Services	311 North Broad Street	Lansdale	PA	19446	Food Pantry
Keystone Opportunity Center	104 N Main Street	Souderton	PA	18964	Food Pantry
The Lamb Foundation	499 E. Walnut St.	North Wales	PA	19454	Food Pantry
Open Line Inc.	452 Penn Street	Pennsburg	PA	18023	Food Pantry



Hospitals - Philadelphia County						
Name	Address	City	State	Zip Code	Type	
Albert Einstein Medical Center Phil	5501 Old York Road	Philadelphia	PA	19141	Hospital	
Aria Health Frankford	4900 Frankford Ave	Philadelphia	PA	19124	Hospital	
Aria Health Torresdale	10800 Knights Road	Philadelphia	PA	19114	Hospital	
Belmont Behavioral Health	4200 Monument Road	Philadelphia	PA	19131	Hospital	
Cancer Treatment Centers of America	1331 East Wyoming Avenue	Philadelphia	PA	19124	Hospital	
Chestnut Hill Hospital	8835 Germantown Ave	Philadelphia	PA	19118	Hospital	
Children's Hospital of Philadelphia	34th and Civic Center Blv	Philadelphia	PA	19104	Hospital	
Fox Chase Cancer Center	333 Cottman Ave	Philadelphia	PA	19111	Hospital	
Friends Hospital	4641 Roosevelt Boulevard	Philadelphia	PA	19124	Hospital	
Girard Medical Center	8th Street and Girard Ave	Philadelphia	PA	19122	Hospital	
Hahnemann University Hospital	230 N Broad St	Philadelphia	PA	19102	Hospital	
Hospital of the University of Penns	3400 Spruce Street	Philadelphia	PA	19104	Hospital	
Jeanes Hospital	7600 Central Ave	Philadelphia	PA	19111	Hospital	
Magee Rehabilitation Hospital	1513 Race Street	Philadelphia	PA	19102	Hospital	
Mercy Hospital of Philadelphia	501 S 54th Street	Philadelphia	PA	19143	Hospital	
Methodist Hospital	2301 South Broad Street	Philadelphia	PA	19148	Hospital	
Nazareth Hospital	2601 Holme Avenue	Philadelphia	PA	19152	Hospital	
Penn Presbyterian Medical Center	51 North 39th Street	Philadelphia	PA	19104	Hospital	
Pennsylvania Hospital	800 Spruce Street	Philadelphia	PA	19107	Hospital	
Philadelphia VA Medical Center	3900 Woodland Ave	Philadelphia	PA	19104	Hospital	
Roxborough Memorial Hospital	5800 Ridge Ave	Philadelphia	PA	19128	Hospital	
Saint Christopher's Hospital for Ch	N. Front St & W. Erie Ave	Philadelphia	PA	19134	Hospital	
Saint Joseph's Hospital	16th Street and Girard Av	Philadelphia	PA	19130	Hospital	
Temple University Hospital	3401 North Broad St	Philadelphia	PA	19140	Hospital	
Temple University Hospital- Episcop	100 E. Lehigh Avenue	Philadelphia	PA	19125	Hospital	
Thomas Jefferson University Hospita	111 South 11th Street	Philadelphia	PA	19107	Hospital	
Wills Eye Institute	840 Walnut Street	Philadelphia	PA	19107	Hospital	
Health Assets - Philadelphia County						
Name	Address	City	State	Zip Code	Type	
GPHA 4th Street Behavioral Health	1401 South 4th Street	Philadelphia	PA	19147	Community Health Center	
FPCN Abbottsford Falls Family Practice and Counseli	4700 Wissahickon Avenue	Philadelphia	PA	19144	Community Health Center	
Broad Street Health Center	1415 North Broad Street	Philadelphia	PA	19122	Community Health Center	
GPHA Chinatown Medical Services	930 Washington Avenue	Philadelphia	PA	19147	Community Health Center	
Covenant House - Mt Pleasant Health Center	8125 Stenton Ave	Philadelphia	PA	19150	Community Health Center	
Covenant House Health Services	251 East Brighthurst Street	Philadelphia	PA	19144	Community Health Center	
FPCN Eleventh Street Family Health Services of Drex	800 North 11th Street	Philadelphia	PA	19123	Community Health Center	
Esperanza Health Center	4417 North 6th Street	Philadelphia	PA	19140	Community Health Center	
Esperanza Health Center	3156 Kensington Avenue	Philadelphia	PA	19134	Community Health Center	
Esperanza Health Center	2940 North 5th Street	Philadelphia	PA	19133	Community Health Center	
DVCH Fairmount Primary Care Center	1412 Fairmount Avenue	Philadelphia	PA	19130	Community Health Center	



GPHA Frankford Health Center	4500 Frankford Avenue	Philadelphia	PA	19124	Community Health Center
Haddington Health Center	5619 Vine Street	Philadelphia	PA	19139	Community Health Center
Public Health Center #1	500 South Broad St	Philadelphia	PA	19146	Community Health Center
Public Health Center #10	2230 Cottman Avenue	Philadelphia	PA	19149	Community Health Center
Public Health Center #2	1720 South Broad Street	Philadelphia	PA	19145	Community Health Center
Public Health Center #3	555 South 43rd St	Philadelphia	PA	19104	Community Health Center
Public Health Center #4	4400 Haverford Ave	Philadelphia	PA	19104	Community Health Center
Public Health Center #5	1920 North 20th Street	Philadelphia	PA	19121	Community Health Center
Public Health Center #6	321 West Girard Ave	Philadelphia	PA	19123	Community Health Center
Public Health Center #9	131 East Cheltenham Ave	Philadelphia	PA	19144	Community Health Center
GPHA Hunting Park Health Center	1999 West Hunting Park Avenue	Philadelphia	PA	19140	Community Health Center
DVCH Maria de los Santos Health Center	455 West Allegheny Avenue	Philadelphia	PA	19140	Community Health Center
Mary Howard Health Center	125 South 9th Street	Philadelphia	PA	19107	Community Health Center
QCHC Meade Elementary School	18th and Oxford Streets	Philadelphia	PA	19121	Community Health Center
DVCH Parkview OB-Gyn	1331 East Wyoming Ave	Philadelphia	PA	19124	Women's Health Center
PHMC Health Connection	1035 West Berks Street	Philadelphia	PA	19122	Community Health Center
QCHC Family Health Center	2501 West Lehigh Avenue	Philadelphia	PA	19132	Community Health Center
Rising Sun Health Center	500 Adams Avenue	Philadelphia	PA	19120	Community Health Center
Sayre Health Center	5800 Walnut Street	Philadelphia	PA	19139	Community Health Center
GPHA Southeast Health Center	800 Washington Avenue	Philadelphia	PA	19147	Community Health Center
Public Health Strawberry Mansion Health Center	2840 W. Dauphin Street	Philadelphia	PA	19132	Community Health Center
FPCN Health Annex	6120 Woodland Avenue	Philadelphia	PA	19142	Community Health Center
QCHC Vaux Middle School	2300 W Master St	Philadelphia	PA	19121	Community Health Center
GPHA Wilson Park Medical Center	2520 Snyder Avenue	Philadelphia	PA	19145	Community Health Center
GPHA Woodland Avenue Medical Center	5000 Woodland Ave	Philadelphia	PA	19143	Community Health Center
QCHC Finley	2813 West Diamond Street	Philadelphia	PA	19121	Community Health Center
QCHC Cooke Elementary School	1300 West Loudon Street	Philadelphia	PA	19141	Community Health Center
Concentra Urgent Care	7000 Holstein Ave	Philadelphia	PA	19153	Urgent Care Center
Concentra Urgent Care	2010 Levick St	Philadelphia	PA	19149	Urgent Care Center
Drexel Convenient Care Center	1625 Chestnut St	Philadelphia	PA	19103	Urgent Care Center
Advanced Urgent Care	5058 City Ave	Philadelphia	PA	19131	Urgent Care Center
University of Pennsylvania Pain Center?	1840 South St	Philadelphia	PA	19146	Urgent Care Center
North Philadelphia Health System: Urgent Care Cente	16 Girard Ave	Philadelphia	PA	19122	Urgent Care Center
CVS	6501 Harbison Avenue	Philadelphia	PA	19149	Urgent Care Center
CVS	1301 Rhawn Street	Philadelphia	PA	19444	Urgent Care Center
<b>Social Assets - Philadelphia County</b>					
<b>Name</b>	<b>Address</b>	<b>City</b>	<b>State</b>	<b>Zip Code</b>	<b>Type</b>
Columbia North YMCA	1400 N. Broad St	Philadelphia	PA	19121	YMCA/YWCA
Roxborough YMCA	7201 Ridge Ave	Philadelphia	PA	19128	YMCA/YWCA
West Philadelphia YMCA	5120 Chestnut Street	Philadelphia	PA	19139	YMCA/YWCA
Center in the Park	5818 Germantown Ave	Philadelphia	PA	19144	Senior Services
CSS Norris Square Senior Citizen Center	2121 North Howard St	Philadelphia	PA	19122	Senior Services
CSS St. Anne's Senior Citizen Center	2607 East Cumberland St	Philadelphia	PA	19125	Senior Services
CSS St. Charles Senior Community Center	1941 Christian St	Philadelphia	PA	19146	Senior Services



CSS Star Harbor Senior Center	4700 Springfield Ave	Philadelphia	PA	19143	Senior Services
Haddington Multi-Services for Older Adults	5331 Haverford Ave	Philadelphia	PA	19139	Senior Services
JCCs Klein Branch Senior Center and Russia	10100 Jamison Ave	Philadelphia	PA	19116	Senior Services
JCC's Stiffel Senior Center	604 West Porter St	Philadelphia	PA	19148	Senior Services
JCCs Tabas House Satellite	2101 Strahle St	Philadelphia	PA	19152	Senior Services
Juniata Park Older Adult Center	1251 East Sedgley Ave	Philadelphia	PA	19134	Senior Services
Lehigh Senior Center	1701 West Lehigh Ave	Philadelphia	PA	19132	Senior Services
Lutheran Settlement House Senior Center	1340 Frankford Ave	Philadelphia	PA	19125	Senior Services
Mann Older Adult Center	3201 North 5th Street	Philadelphia	PA	19140	Senior Services
Marconi Senior Citizen Program/Samuel S. F	2407 South Broad St	Philadelphia	PA	19148	Senior Services
Martin Luther King Older Adult Center	2101 West Cecil B. Moore Ave	Philadelphia	PA	19121	Senior Services
Nationalities Senior Program	11th & Rockland Streets	Philadelphia	PA	19141	Senior Services
North Broad Street Senior Center	1438 North Broad St	Philadelphia	PA	19121	Senior Services
Northeast Older Adult Center	8101 Bustleton Ave	Philadelphia	PA	19152	Senior Services
Older Adult Sunshine Center	137 South 58th St	Philadelphia	PA	19139	Senior Services
Olney Senior Program	5900 North Fifth St	Philadelphia	PA	19120	Senior Services
On Lok House	219 North 10th St	Philadelphia	PA	19107	Senior Services
Peter Bressi N.E. Senior Center	4744 Frankford Ave	Philadelphia	PA	19124	Senior Services
PHA Cassie L. Holly Satellite	2100 Dickinson St	Philadelphia	PA	19146	Senior Services
PHA Emlen Arms Satellite	6733 Emlen St	Philadelphia	PA	19119	Senior Services
PHA Wilson Park Satellite	2508 Jackson St	Philadelphia	PA	19145	Senior Services
Philadelphia Senior Center - Main Branch	509 South Broad St	Philadelphia	PA	19147	Senior Services
Philadelphia Senior Center - Tioga Branch	1531 West Tioga St	Philadelphia	PA	19140	Senior Services
Philadelphia Senior Center Coffee Cup Sate	247 South 10th St	Philadelphia	PA	19107	Senior Services
South Philadelphia Older Adult Center	1430 East Passyunk Ave	Philadelphia	PA	19147	Senior Services
Southwest Senior Center	6916 Elmwood Ave	Philadelphia	PA	19142	Senior Services
Spring Garden Center	1221 Spring Garden St	Philadelphia	PA	19123	Senior Services
The Center at Journey's Way	403 Rector St	Philadelphia	PA	19128	Senior Services
West Oak Lane Senior Center	7210 Ogontz Ave	Philadelphia	PA	19138	Senior Services
West Philadelphia Senior Community Center	1016 North 41st St	Philadelphia	PA	19104	Senior Services
Outreach Coordination Center	1515 Fairmount Avenue	Philadelphia	PA	19130	Community Center
Maternity Care Coalition	2000 Hamilton Street	Philadelphia	PA	19130	Community Center
Salvation Army HQ	701 North Broad Street	Philadelphia	PA	19123	Community Center
The Salvation Army Citadel and Korean	5830 Rising Sun Ave	Philadelphia	PA	19120	Community Center
The Salvation Army Developmental Disabilit	701 North Broad Street	Philadelphia	PA	19123	Community Center
The Salvation Army Pioneer	1920 E Allegheny Ave	Philadelphia	PA	19134	Community Center
The Salvation Army Ray and Joan Kroc Cente	4200 Wissahickon Ave	Philadelphia	PA	19129	Community Center
The Salvation Army Roxborough	6730 Ridge Avenue	Philadelphia	PA	19128	Community Center
The Salvation Army Tabernacle	3150 N. Mascher St	Philadelphia	PA	19133	Community Center
The Salvation Army Temple	1340 Brown Street	Philadelphia	PA	19123	Community Center
The Salvation Army Eliza Shirley House	1320 Arch Street	Philadelphia	PA	19107	Community Center
The Salvation Army Emergency Disaster Serv	701 N. Broad St.	Philadelphia	PA	19123	Community Center
The Salvation Army - West Philadelphia	5501 Market St.	Philadelphia	PA	19139	Community Center
The Salvation Army Ivy Residence Senior Ho	4051 Ford Road	Philadelphia	PA	19131	Community Center



The Salvation Army Adult Rehabilitation Ce	4555 Pechin Street	Philadelphia	PA	19128	Community Center
The Salvation Army Booth Manor Residence S	5522 Arch Street	Philadelphia	PA	19139	Community Center
The Salvation Army Red Shield Family Resid	715 North Broad Street	Philadelphia	PA	19123	Community Center
The Salvation Army Soups' On! Project	4050 Conshohocken State Road	Philadelphia	PA	19131	Education/Employment Center
Old Pine Community Center	401 Lombard Street	Philadelphia	PA	19147	Community Center
People's Emergency Center	325 N. 39th Street	Philadelphia	PA	19104	Homeless Services/Shelter
Office of Supportive Housing	141 N. Juniper Street	Philadelphia	PA	19107	Homeless Services/Shelter
Eliza Shirley House	1320 Arch Street	Philadelphia	PA	19107	Homeless Services/Shelter
Ridge Avenue Shelter	1360 Ridge Avenue	Philadelphia	PA	19107	Homeless Services/Shelter
Mercy Hospice	334 South 13th Street	Philadelphia	PA	19107	Homeless Services/Shelter
People's Emergency Center	3902 Spring Garden Street	Philadelphia	PA	19104	Homeless Services/Shelter
Wayne Hall	5200 Wayne Avenue	Philadelphia	PA	19144	Homeless Services/Shelter
Brotherhood Mission	401 E. Girard Avenue	Philadelphia	PA	19125	Homeless Services/Shelter
Ontario St. Baptist Mission	114 W. Ontario St.	Philadelphia	PA	19140	Homeless Services/Shelter
St. John's Hospice	1221 Race Street	Philadelphia	PA	19105	Homeless Services/Shelter
Sunday Breakfast Association	302 North 13th Street	Philadelphia	PA	19105	Homeless Services/Shelter
Whosoever Gospel Mission	101 E. Cheliten Avenue	Philadelphia	PA	19144	Homeless Services/Shelter
Covenant House	417 Callowhill Street	Philadelphia	PA	19123	Homeless Services/Shelter
Department of Human Services Division of C	1515 Arch Street	Philadelphia	PA	19102	Homeless Services/Shelter
Voyage House	1431 Lombard Street	Philadelphia	PA	19146	Homeless Services/Shelter
Youth Emergency Services	1526 Fairmount Avenue	Philadelphia	PA	19130	Homeless Services/Shelter
Traveler's Aid Society	121 N. Broad Street	Philadelphia	PA	19107	Homeless Services/Shelter
Women Against Abuse	100 South Broad Street	Philadelphia	PA	19110	Homeless Services/Shelter
VA Drop In Center	213 N. 4th Street	Philadelphia	PA	19106	Social Services
Philadelphia Committee to End Homelessness	802 N. Broad Street	Philadelphia	PA	19130	Homeless Services/Shelter
University City Hospitality Coalition	3741 Walnut Street	Philadelphia	PA	19104	Homeless Services/Shelter
Gateway Services Center	907 Hamilton Street	Philadelphia	PA	19107	Homeless Services/Shelter
West Philadelphia WIC Office	4148 Lancaster Avenue	Philadelphia	PA	19104	WIC
City Health Center #5	1900 N. 20th Street	Philadelphia	PA	19121	WIC
Frankford Avenue WIC Office	4806 Frankford Avenue	Philadelphia	PA	19124	WIC
Roxborough Health Center	5830 Henry Avenue	Philadelphia	PA	19128	WIC
Mobile Unit	642 N. Broad Street	Philadelphia	PA	19130	WIC
North Philadelphia WIC Office	3141 Germantown Avenue	Philadelphia	PA	19133	WIC
Lehigh WIC Office	217 Lehigh Avenue	Philadelphia	PA	19133	WIC
Kensington WIC Office	3047 Kensington Avenue	Philadelphia	PA	19134	WIC
Aramingo Avenue WIC Office	2401 E.Tioga Avenue	Philadelphia	PA	19134	WIC
Woodland Avenue Health Center	1741 S. 54th Street	Philadelphia	PA	19143	WIC
Germantown WIC Office	Germantown and Mt. Pleasant A	Philadelphia	PA	19144	WIC
South Philadelphia WIC Office	1536 S. Broad Street	Philadelphia	PA	19147	WIC
Northeast WIC Office	8570 Bustleton Avenue	Philadelphia	PA	19152	WIC
<b>Food Assets - Philadelphia County</b>					
<b>Name</b>	<b>Address</b>	<b>City</b>	<b>State</b>	<b>Zip Code</b>	<b>Type</b>
22nd and Tasker	22nd and Tasker St	Philadelphia	PA	19145	Farmers Market/Farm Stand
29th and Wharton	29th and Wharton St	Philadelphia	PA	19146	Farmers Market/Farm Stand



33rd and Diamond	2140 North 33rd Street	Philadelphia	PA	19121	Farmers Market/Farm Stand
58th and Chester	58th and Chester St	Philadelphia	PA	19143	Farmers Market/Farm Stand
Broad and Snyder	Broad and Snyder St	Philadelphia	PA	19145	Farmers Market/Farm Stand
Broad and South	Broad and South St	Philadelphia	PA	19147	Farmers Market/Farm Stand
Cecil B Moore	Cecil B Moore Ave & N Broad St.	Philadelphia	PA	19122	Farmers Market/Farm Stand
Chestnut Hill Growers Market	Winston Rd & Germantown Ave	Philadelphia	PA	19118	Farmers Market/Farm Stand
Clark Park	43rd St and Baltimore Ave	Philadelphia	PA	19104	Farmers Market/Farm Stand
Cliveden Park	Chew Ave and Johnson St	Philadelphia	PA	19119	Farmers Market/Farm Stand
Dickinson	E Moyamensing and Morris St	Philadelphia	PA	19148	Farmers Market/Farm Stand
Drexel University	33rd and Market St	Philadelphia	PA	19104	Farmers Market/Farm Stand
East Falls	Kelly Dr & Ridge Ave	Philadelphia	PA	19129	Farmers Market/Farm Stand
Fair Food	12th st and Arch St.	Philadelphia	PA	19107	Farmers Market/Farm Stand
Fairhill Square	4th St and Lehigh Ave	Philadelphia	PA	19133	Farmers Market/Farm Stand
Fairmount Farmers Market	22nd St and Fairmont Ave	Philadelphia	PA	19130	Farmers Market/Farm Stand
Farm 51	51st St and Chester Ave	Philadelphia	PA	19143	Farmers Market/Farm Stand
Fitler Square Market	23rd and Pine St	Philadelphia	PA	19103	Farmers Market/Farm Stand
Fountain	11th and Tasker St	Philadelphia	PA	19147	Farmers Market/Farm Stand
Francisville	1400 Ridge Ave	Philadelphia	PA	19130	Farmers Market/Farm Stand
Frankford and Berks	Frankford Ave and East Berks St	Philadelphia	PA	19125	Farmers Market/Farm Stand
Frankford Transportation Center	Bridge St and Frankford Ave	Philadelphia	PA	19124	Farmers Market/Farm Stand
Germantown	6026 Germantown Ave	Philadelphia	PA	19144	Farmers Market/Farm Stand
Girard and 27th Farm Stand	27th St and Girard Ave	Philadelphia	PA	19130	Farmers Market/Farm Stand
Gorgas Park	Ridge Ave at Acorn St	Philadelphia	PA	19128	Farmers Market/Farm Stand
Greensgrow Farm	2501 E Cumberland Ave	Philadelphia	PA	19125	Farmers Market/Farm Stand
Grumblethorpe House	5267 Germantown Ave	Philadelphia	PA	19144	Farmers Market/Farm Stand
Haddington	52nd St and Haverford Ave	Philadelphia	PA	19139	Farmers Market/Farm Stand
Headhouse	2nd and Lombard St	Philadelphia	PA	19147	Farmers Market/Farm Stand
Henry Got Crops	7100 Henry Ave	Philadelphia	PA	19128	Farmers Market/Farm Stand
Hunting Park	W Hunting Park Ave and Old York	Philadelphia	PA	19140	Farmers Market/Farm Stand
IBC Market	1901 Market St	Philadelphia	PA	19103	Farmers Market/Farm Stand
Jefferson	10th and Chestnut St	Philadelphia	PA	19107	Farmers Market/Farm Stand
Lancaster Ave	3700 Lancaster Ave	Philadelphia	PA	19104	Farmers Market/Farm Stand
Mill Creek Farm	4901 Brown Street	Philadelphia	PA	19139	Farmers Market/Farm Stand
Mt Airy (Weaver's Way)	Carpenter Lane & Greene St	Philadelphia	PA	19119	Farmers Market/Farm Stand
Norris Square Park	N Hancock St & Diamond St	Philadelphia	PA	19122	Farmers Market/Farm Stand
Olney Transportation Center	Broad St and Olney Ave	Philadelphia	PA	19141	Farmers Market/Farm Stand
Overbrook Farms	6376 City Ave	Philadelphia	PA	19151	Farmers Market/Farm Stand
Oxford Circle	900 East Howell St	Philadelphia	PA	19149	Farmers Market/Farm Stand
Farmers Market at the Piazza	1033 N 2nd St	Philadelphia	PA	19123	Farmers Market/Farm Stand
Rittenhouse	18th and Walnut St	Philadelphia	PA	19103	Farmers Market/Farm Stand
Schuylkill River Park Market	25th and Spruce	Philadelphia	PA	19103	Farmers Market/Farm Stand
SEPTA Farmstand	1234 Market St	Philadelphia	PA	19107	Farmers Market/Farm Stand
Shar-Nels	2211 N21st St	Philadelphia	PA	19132	Farmers Market/Farm Stand
South and Passyunk	South St and Passyunk Ave	Philadelphia	PA	19147	Farmers Market/Farm Stand



Suburban Station	16th St Concourse	Philadelphia	PA	19102	Farmers Market/Farm Stand
The Porch	30th Street Station	Philadelphia	PA	19104	Farmers Market/Farm Stand
University Square	36th and Walnut St	Philadelphia	PA	19104	Farmers Market/Farm Stand
Urban Tree Harvest	53rd St Between Wyalusing and P	Philadelphia	PA	19131	Farmers Market/Farm Stand
Wadsworth	1555 Wadsworth Ave	Philadelphia	PA	19150	Farmers Market/Farm Stand
Walnut Hill	4610 Market St	Philadelphia	PA	19139	Farmers Market/Farm Stand
Weavers Way Community Programs Farm Stand	8424 Germantown Ave	Philadelphia	PA	19118	Farmers Market/Farm Stand
West Oak Lane	7200 Ogontz Ave	Philadelphia	PA	19138	Farmers Market/Farm Stand
48th & Baltimore Farmers Market	801 South 48th Street	Philadelphia	PA	19143	Farmers Market/Farm Stand
Academy Fresh	400 Washington Avenue	Philadelphia	PA	19147	Farmers Market/Farm Stand
Bella Vista	9th & Montrose St	Philadelphia	PA	19147	Farmers Market/Farm Stand
Broad and Ritner	Broad and Ritner St	Philadelphia	PA	19148	Farmers Market/Farm Stand
Chestnut Hill Flower & Garden	7639 Germantown Ave	Philadelphia	PA	19118	Farmers Market/Farm Stand
Drexel Farmers Market	3290 Chestnut Street	Philadelphia	PA	19104	Farmers Market/Farm Stand
Dutch Country Farmers Market	2031 Cottman Avenue	Philadelphia	PA	19149	Farmers Market/Farm Stand
Federation of Neighborhood Centers Teens	8TH & Poplar St	Philadelphia	PA	19123	Farmers Market/Farm Stand
Firehouse FM	701 South 50th Street & Baltimo	Philadelphia	PA	19143	Farmers Market/Farm Stand
Fitler Square	23rd Street & Pine Street	Philadelphia	PA	19103	Farmers Market/Farm Stand
Fountain Farmers Market	East Passyunk Avenue and Tasker	Philadelphia	PA	19148	Farmers Market/Farm Stand
Francisville Fm	1400 Ridge Ave	Philadelphia	PA	19130	Farmers Market/Farm Stand
Germantown	6700 Germantown Avenue	Philadelphia	PA	19119	Farmers Market/Farm Stand
Germantown Kitchen Garder	215 E Penn St	Philadelphia	PA	19144	Farmers Market/Farm Stand
Growing for Good	1552 Wadsworth Ave	Philadelphia	PA	19150	Farmers Market/Farm Stand
Mayor's Farmers Market	15th St. and JFK Blvd.	Philadelphia	PA	19107	Farmers Market/Farm Stand
MFSP Heritage Farm	4300 Monument Road	Philadelphia	PA	19131	Farmers Market/Farm Stand
Neighborhood Foods	53RD & Wyalusing	Philadelphia	PA	19131	Farmers Market/Farm Stand
New Growth Project	27th & Master Street	Philadelphia	PA	19121	Farmers Market/Farm Stand
Norris Square	W Susquehanna Ave & Howard St	Philadelphia	PA	19122	Farmers Market/Farm Stand
Palmer Park Farmers Market	Frankford Avenue & East Palmer	Philadelphia	PA	19125	Farmers Market/Farm Stand
Penn Campus	36th & Walnut Streets	Philadelphia	PA	19104	Farmers Market/Farm Stand
Penn University Farmers Market	3600 Walnut Street	Philadelphia	PA	19104	Farmers Market/Farm Stand
Pennsy Flea Market	1600 S Warfield St	Philadelphia	PA	19145	Farmers Market/Farm Stand
Pennypack Farm	43rd and Baltimore	Philadelphia	PA	19104	Farmers Market/Farm Stand
Prestons Paradise	839 N Preston St	Philadelphia	PA	19104	Farmers Market/Farm Stand
Produce Connection	1812 E Allegheny Ave	Philadelphia	PA	19134	Farmers Market/Farm Stand
Produce Farmers Market & Deli	2043 West Oregon Avenue	Philadelphia	PA	19145	Farmers Market/Farm Stand
Right Triangle Inc	1201 South 19th Street	Philadelphia	PA	19146	Farmers Market/Farm Stand
Sals Produce Plus	676 North Broad Street	Philadelphia	PA	19130	Farmers Market/Farm Stand
Share Food Program	2901 West Hunting Park Avenue	Philadelphia	PA	19129	Farmers Market/Farm Stand
Stenton Family Manor	1300 E Tulpehocken St	Philadelphia	PA	19138	Farmers Market/Farm Stand
The Point Breeze	1529 South 22nd Street	Philadelphia	PA	19146	Farmers Market/Farm Stand
West Philadelphia Fresh Food Hub	38th & Lancaster Ave	Philadelphia	PA	19104	Farmers Market/Farm Stand
Greater Philadelphia Coalition Against Hu	1725 Fairmount Ave.	Philadelphia	PA	19130	Food Pantry/Cupboard
Philabundance	3616 South Galloway Street	Philadelphia	PA	19148	Food Pantry/Cupboard





St. Mark's Church	1625 Locust St.	Philadelphia	PA	19103	Food Pantry/Cupboard
Sidney Hillman Apts.	22 S. 22nd St.	Philadelphia	PA	19103	Food Pantry/Cupboard
First African Presbyterian Church	4159 W. Girard Ave	Philadelphia	PA	19104	Food Pantry/Cupboard
One Day At A Time	4016 Lancaster Ave.	Philadelphia	PA	19104	Food Pantry/Cupboard
Chester Dionna Habitat	4086 Haverford Ave	Philadelphia	PA	19104	Food Pantry/Cupboard
Mantua Haverford Com?ty Center	631 N. 39th St	Philadelphia	PA	19104	Food Pantry/Cupboard
Mantua Family Center	3543 Fairmount Ave	Philadelphia	PA	19104	Food Pantry/Cupboard
Intercultural Family Services	4225 Chestnut St	Philadelphia	PA	19104	Food Pantry/Cupboard
Indomitable Spirit	437 N. 42nd Street	Philadelphia	PA	19104	Food Pantry/Cupboard
Holy Tabernacle Church	3835 Haverford Ave	Philadelphia	PA	19104	Food Pantry/Cupboard
Greater Love Chapel	437 N. 40th Street	Philadelphia	PA	19104	Food Pantry/Cupboard
Grace Evangelical Lutheran Church	3529 Haverford Ave.	Philadelphia	PA	19104	Food Pantry/Cupboard
Christian M. F. Baptist Church	533 N. 36th St	Philadelphia	PA	19104	Food Pantry/Cupboard
40th Street Church of God	651 N. 40th Street	Philadelphia	PA	19104	Food Pantry/Cupboard
New Bethlehem Baptist Church	Preston & Aspen Sts.	Philadelphia	PA	19104	Food Pantry/Cupboard
Peoples Emergency Center	3902 Spring Garden St.	Philadelphia	PA	19104	Food Pantry/Cupboard
Mantua Scattered Site	3804 Mt. Vernon St	Philadelphia	PA	19104	Food Pantry/Cupboard
Community Church of God	42nd & Parrish St	Philadelphia	PA	19104	Food Pantry/Cupboard
Church of Hope & Faith Inc	662 N. 39th St.	Philadelphia	PA	19104	Food Pantry/Cupboard
Mercy Douglass Ctr. Shepard	642 N. 41st St	Philadelphia	PA	19104	Food Pantry/Cupboard
Interfaith Food Cupboard	3600 Baring St	Philadelphia	PA	19104	Food Pantry/Cupboard
Gate to Heaven Ministry	3415 Haverford Ave	Philadelphia	PA	19104	Food Pantry/Cupboard
Sarah Allen Seniors	4035 Parrish Street	Philadelphia	PA	19104	Food Pantry/Cupboard
Second Antioch Baptist Church	912 N. 41st St.	Philadelphia	PA	19104	Food Pantry/Cupboard
Victory Baptist Church	4238 Wallace Street	Philadelphia	PA	19104	Food Pantry/Cupboard
Metropolitan Church	3500 Baring St	Philadelphia	PA	19104	Food Pantry/Cupboard
St. John United Church of God	856 N. 40th Street	Philadelphia	PA	19104	Food Pantry/Cupboard
Sharing & Caring Center	500 N. 39th St.	Philadelphia	PA	19104	Food Pantry/Cupboard
St. Mary's Church	3916 Locust Walk	Philadelphia	PA	19104	Food Pantry/Cupboard
Caring About Sharing Inc.	3900 Spring Garden Street	Philadelphia	PA	19104	Food Pantry/Cupboard
United Emergency Action	1117 N. 40th Street	Philadelphia	PA	19104	Food Pantry/Cupboard
West Phila. SDA Church	4018 Fairmount Avenue	Philadelphia	PA	19104	Food Pantry/Cupboard
Ralston/Mercy Douglass House	3817 Market St	Philadelphia	PA	19104	Food Pantry/Cupboard
Old St. Joseph's Church	321 Willings Alley	Philadelphia	PA	19106	Food Pantry/Cupboard
St. Peters Church	313 Pine St.	Philadelphia	PA	19106	Food Pantry/Cupboard
Phillipino American Congress	251 Lawrence St	Philadelphia	PA	19106	Food Pantry/Cupboard
Philadelphia Com?ty Health Alternatives	1201 Chestnut St., 3rd Fl	Philadelphia	PA	19107	Food Pantry/Cupboard
First Church of the Nazarene	1707 Shelmire Ave	Philadelphia	PA	19111	Food Pantry/Cupboard
Oxford Village Food Cupboard	6150 Algon Ave	Philadelphia	PA	19111	Food Pantry/Cupboard
Mt. Olive Church of God	7244 Rising Sun Avenue	Philadelphia	PA	19111	Food Pantry/Cupboard
All Saints	9601 Frankford Ave	Philadelphia	PA	19114	Food Pantry/Cupboard
Memorial Church of St. Luke	1946 Welsh Rd	Philadelphia	PA	19115	Food Pantry/Cupboard
St. Paul's Church	22 E. Chestnut Hill Ave	Philadelphia	PA	19118	Food Pantry/Cupboard
Germantown SDA Church	200 E. Cliveden St	Philadelphia	PA	19119	Food Pantry/Cupboard



Asian Social Services Center	4943 N. 5th St	Philadelphia	PA	19120	Food Pantry/Cupboard
Bethel Full Gospel	520 W. Roosevelt Blvd	Philadelphia	PA	19120	Food Pantry/Cupboard
Incarnation of Our Lord Church	5105 N. 5th St	Philadelphia	PA	19120	Food Pantry/Cupboard
Moriah Baptist Church	4815-17 N. Front St	Philadelphia	PA	19120	Food Pantry/Cupboard
Feltonville Presbyterian	214 E. Wyoming Ave	Philadelphia	PA	19120	Food Pantry/Cupboard
Faith Tabernacle Church of God	2431 W. Master Street	Philadelphia	PA	19121	Food Pantry/Cupboard
Christ Evangel. Lutheran Church	3006 W. Diamond St	Philadelphia	PA	19121	Food Pantry/Cupboard
Christian Love Baptist Church	1801 N. 32nd St	Philadelphia	PA	19121	Food Pantry/Cupboard
Church of the Advocate	2121 N. Gratz St.	Philadelphia	PA	19121	Food Pantry/Cupboard
Cornerstone Baptist Church	2117 N. 33rd St	Philadelphia	PA	19121	Food Pantry/Cupboard
Fair Havens Human Support	2343 Ridge Ave.	Philadelphia	PA	19121	Food Pantry/Cupboard
Johnson Concern & Care Cntr.	2229 W. Thompson St	Philadelphia	PA	19121	Food Pantry/Cupboard
Johnson Homes Tenant Council	2500 W. Norris St	Philadelphia	PA	19121	Food Pantry/Cupboard
Kelsey Keys	1756 N. 25th St.	Philadelphia	PA	19121	Food Pantry/Cupboard
Madeira Family Center	2123 N. Gratz St.	Philadelphia	PA	19121	Food Pantry/Cupboard
Mt. Olive Holy Temple	1469 N. Broad Street	Philadelphia	PA	19121	Food Pantry/Cupboard
Family Resource Center	2114 N. Gratz Street	Philadelphia	PA	19121	Food Pantry/Cupboard
Montgomery Townhouse	2002 W. Berks St	Philadelphia	PA	19121	Food Pantry/Cupboard
New Salem Baptist Church	1721-23 N. Croskey St	Philadelphia	PA	19121	Food Pantry/Cupboard
Senior Citizens Community	2124 Cecil B. Moore Ave	Philadelphia	PA	19121	Food Pantry/Cupboard
Special Needs	1632 N. 29th St	Philadelphia	PA	19121	Food Pantry/Cupboard
Susquehanna	1815 Susquehanna Ave	Philadelphia	PA	19121	Food Pantry/Cupboard
Deliverance Revival Temple	2000 N. 18th Street	Philadelphia	PA	19121	Food Pantry/Cupboard
Golden Star Baptist Church	1635 27th Street	Philadelphia	PA	19121	Food Pantry/Cupboard
Wayland Temple B.C.	2500 Cecil B. Moore Ave.	Philadelphia	PA	19121	Food Pantry/Cupboard
New Mt. Zion Pentacostal COGIC	1501 N. 20th Street	Philadelphia	PA	19121	Food Pantry/Cupboard
New Greater Straightway	1705 N. 7th St	Philadelphia	PA	19122	Food Pantry/Cupboard
A.P.M. Assoc. Inc.	2147 N. 6th St	Philadelphia	PA	19122	Food Pantry/Cupboard
Berean Presbyterian Church	2101 N. Broad St.	Philadelphia	PA	19122	Food Pantry/Cupboard
Yorktown Community	1300 W. Jefferson St	Philadelphia	PA	19122	Food Pantry/Cupboard
Harris Plaza	1240 N. 10th St	Philadelphia	PA	19122	Food Pantry/Cupboard
Mt Olive Holy Temple	1469 N. Broad St	Philadelphia	PA	19122	Food Pantry/Cupboard
Norris Homes Tenant Council	1915 N. 11th St	Philadelphia	PA	19122	Food Pantry/Cupboard
Penrose Recreation Center	1101 W. Susquehanna St.	Philadelphia	PA	19122	Food Pantry/Cupboard
St. Boniface Church	174 W. Diamond St.	Philadelphia	PA	19122	Food Pantry/Cupboard
St. Malachy Church	1429 N. 11th Street	Philadelphia	PA	19122	Food Pantry/Cupboard
Lewis Temple Pentecostal Church	509 W. Diamond St	Philadelphia	PA	19122	Food Pantry/Cupboard
Ludlow Community	1437 N. 7th St.	Philadelphia	PA	19122	Food Pantry/Cupboard
West Poplar	637 N. 13th St	Philadelphia	PA	19123	Food Pantry/Cupboard
St. Paul's Baptist Church	10th & Wallace St	Philadelphia	PA	19123	Food Pantry/Cupboard
Friends Neighborhood Guild	735 Fairmount Ave	Philadelphia	PA	19123	Food Pantry/Cupboard
Salvation Army Temple	1340 Brown St	Philadelphia	PA	19123	Food Pantry/Cupboard
Bebashi Inc.	1217 Spring Garden St	Philadelphia	PA	19123	Food Pantry/Cupboard
Women's Community Revitalization	411 Fairmount St	Philadelphia	PA	19123	Food Pantry/Cupboard



Old First Reformed Church	515 N. 4th Street	Philadelphia	PA	19123	Food Pantry/Cupboard
Faith Assembly of God	1926 Margaret Street	Philadelphia	PA	19124	Food Pantry/Cupboard
The Salvation Army	4344 Frankford Ave.	Philadelphia	PA	19124	Food Pantry/Cupboard
Triumph Baptist Church	1538 E. Wingohocking St	Philadelphia	PA	19124	Food Pantry/Cupboard
Second Baptist of Frankford	1801 Meadow St	Philadelphia	PA	19124	Food Pantry/Cupboard
Keep The Faith Ministry	1901 Harrison Street	Philadelphia	PA	19124	Food Pantry/Cupboard
Lutheran Settlement House	1340 Frankford Avenue	Philadelphia	PA	19125	Food Pantry/Cupboard
Inner City Mission	2433 Kensington Ave	Philadelphia	PA	19125	Food Pantry/Cupboard
St. Michael's Food Bank	Trenton and Cumberland Streets	Philadelphia	PA	19125	Food Pantry/Cupboard
Brotherhood Mission	401 E. Girard Ave	Philadelphia	PA	19125	Food Pantry/Cupboard
Visitation BVM Church	2625 B Street	Philadelphia	PA	19125	Food Pantry/Cupboard
Union Tabernacle Presbyterian	2036 E. Cumberland St	Philadelphia	PA	19125	Food Pantry/Cupboard
Holy Temple of God	6709 Ogontz Ave	Philadelphia	PA	19126	Food Pantry/Cupboard
Feltonville Presbyterian Church	212 East Wyoming Avenue	Philadelphia	PA	19126	Food Pantry/Cupboard
New Galilee Baptist Church	6216 N. 7th Street	Philadelphia	PA	19126	Food Pantry/Cupboard
St. Mark's Lutheran Church	1420 Chelton Avenue	Philadelphia	PA	19126	Food Pantry/Cupboard
Asian American Cultural	2nd St. & 65th Ave.	Philadelphia	PA	19126	Food Pantry/Cupboard
North Light Com'ty Center	175 Green Lane	Philadelphia	PA	19127	Food Pantry/Cupboard
Drug Task Force Ministry	3252 N. Etting Avenue	Philadelphia	PA	19129	Food Pantry/Cupboard
St. Francis Xavier	2321 Green St.	Philadelphia	PA	19130	Food Pantry/Cupboard
Trinity Baptist Church	2720 Poplar St.	Philadelphia	PA	19130	Food Pantry/Cupboard
United Methodist	804 N. Broad St.	Philadelphia	PA	19130	Food Pantry/Cupboard
Temple of Divine Love Church	1518-20 W. Girard Ave	Philadelphia	PA	19130	Food Pantry/Cupboard
Enon Baptist Church	19th and Green Streets	Philadelphia	PA	19130	Food Pantry/Cupboard
Baptist Women's Center Inc	1428 W. Poplar St	Philadelphia	PA	19130	Food Pantry/Cupboard
Multi-Life Service	829 N. Capitol Street	Philadelphia	PA	19130	Food Pantry/Cupboard
Carroll Park Com'ty Council	5218 Master St	Philadelphia	PA	19131	Food Pantry/Cupboard
Pinn Memorial Baptist Church	2251 N. 54th St.	Philadelphia	PA	19131	Food Pantry/Cupboard
Freedom Develop. Corp.	4500 Westminster Ave.	Philadelphia	PA	19131	Food Pantry/Cupboard
Parkside Association	5180 Viola St	Philadelphia	PA	19131	Food Pantry/Cupboard
Resurrection Baptist Church	1610 N. 54th St	Philadelphia	PA	19131	Food Pantry/Cupboard
Wynnefield Presbyterian Church	2247 N. 54th St.	Philadelphia	PA	19131	Food Pantry/Cupboard
Camphor Memorial U.M. Church	5620 Wyalusing Ave	Philadelphia	PA	19131	Food Pantry/Cupboard
Simpson Fletcher Conestoga	5353 W. Master St	Philadelphia	PA	19131	Food Pantry/Cupboard
RHD Family House Now	1020 N. 46th Street	Philadelphia	PA	19131	Food Pantry/Cupboard
Laceys Day Care	1665 N. Wilton Street	Philadelphia	PA	19131	Food Pantry/Cupboard
North Penn Civic Assoc	29th & Chalmers Ave	Philadelphia	PA	19132	Food Pantry/Cupboard
One Day at a Time	2310 N. Broad St	Philadelphia	PA	19132	Food Pantry/Cupboard
James Spring Baptist Memorial Church	1845 W. Huntingdon Street	Philadelphia	PA	19132	Food Pantry/Cupboard
South Lehigh Action Council	2213 W. Sergeant St	Philadelphia	PA	19132	Food Pantry/Cupboard
North Penn Baptist Church	2413 N. 27th St	Philadelphia	PA	19132	Food Pantry/Cupboard
Morning Star COGIC	2326 N. 31st St.	Philadelphia	PA	19132	Food Pantry/Cupboard
Jubilee Commandment Keepers	2440 N.15th St.	Philadelphia	PA	19132	Food Pantry/Cupboard
Gather's The People House	3061 N. 15th Street	Philadelphia	PA	19132	Food Pantry/Cupboard



Fellowship Revival Church	2408 W. Lehigh Ave	Philadelphia	PA	19132	Food Pantry/Cupboard
Faithful Temple Church	3416 W. Allegheny Ave	Philadelphia	PA	19132	Food Pantry/Cupboard
Geiger Memorial Brethren Church	2543 W. Lehigh Ave.	Philadelphia	PA	19132	Food Pantry/Cupboard
Saint Martin de Porres	2340 W. Lehigh Ave.	Philadelphia	PA	19132	Food Pantry/Cupboard
Cathedral Baptist Church	1700 West Camber Street	Philadelphia	PA	19132	Food Pantry/Cupboard
Colorado Comty Program	2247 N. 20th St	Philadelphia	PA	19132	Food Pantry/Cupboard
Minute by Minute	2562 N. 18th Street	Philadelphia	PA	19132	Food Pantry/Cupboard
Little Gospel Temple Cupboard	2540 N. 25th Street	Philadelphia	PA	19132	Food Pantry/Cupboard
New Pond Baptist Church	3224 W. York Street	Philadelphia	PA	19132	Food Pantry/Cupboard
CASMI	2602 N. Corlies St.	Philadelphia	PA	19132	Food Pantry/Cupboard
City Temple Baptist Church	2512 N. Broad St	Philadelphia	PA	19132	Food Pantry/Cupboard
Operation Second Chance Rescue	507 York St	Philadelphia	PA	19133	Food Pantry/Cupboard
Davis Temple Bapt. Church	2261 Franklin St	Philadelphia	PA	19133	Food Pantry/Cupboard
Neighborhood Action Bureau	2565 Germantown Ave	Philadelphia	PA	19133	Food Pantry/Cupboard
Prim Iglesia Hispanic Alliance	810 W. Somerset Street	Philadelphia	PA	19133	Food Pantry/Cupboard
Salvation Army	3150 N. Mascher St	Philadelphia	PA	19133	Food Pantry/Cupboard
Southern Home Services	3149 Germantown Ave.	Philadelphia	PA	19133	Food Pantry/Cupboard
People United Together	1007 W. Lehigh Ave	Philadelphia	PA	19133	Food Pantry/Cupboard
Holy Cross Church/MLK Center	813 W. Lehigh Ave.	Philadelphia	PA	19133	Food Pantry/Cupboard
Germantown Salvation Army	2601 N. 11th St.	Philadelphia	PA	19133	Food Pantry/Cupboard
Hope Prison Ministry	508 W. Cumberland St.	Philadelphia	PA	19133	Food Pantry/Cupboard
Fairhill Tenant Council	2411 North 11th Street	Philadelphia	PA	19133	Food Pantry/Cupboard
The Lighthouse	152 W. Lehigh Ave.	Philadelphia	PA	19133	Food Pantry/Cupboard
Crossroads Com'y Center	2918 N. 6th St.	Philadelphia	PA	19133	Food Pantry/Cupboard
St. Mark Outreach Baptist Church	924 West Cambria Street	Philadelphia	PA	19133	Food Pantry/Cupboard
Congresso de Latinos	216 W. Somerset St.	Philadelphia	PA	19133	Food Pantry/Cupboard
Father House Of Prayer Mission	3040 Germantown Ave	Philadelphia	PA	19133	Food Pantry/Cupboard
Kensington Neighborhood House	Frankford Avenue	Philadelphia	PA	19134	Food Pantry/Cupboard
St. Joan of Arc Church	2025 E. Atlantic St.	Philadelphia	PA	19134	Food Pantry/Cupboard
The Salvation Army Pioneer Corps	1920 E. Allegheny Ave	Philadelphia	PA	19134	Food Pantry/Cupboard
Kensington Assembly of God	Frankford Avenue	Philadelphia	PA	19134	Food Pantry/Cupboard
Divine Breath Baptist Church	428 E. Erie Ave	Philadelphia	PA	19134	Food Pantry/Cupboard
Free Church of St. John	3089 Emerald St.	Philadelphia	PA	19134	Food Pantry/Cupboard
St Jerome Church	Holme Ave & Stamford St	Philadelphia	PA	19136	Food Pantry/Cupboard
St. Peter's Evangelical Lutheran Church	74th Avenue & Briar Road	Philadelphia	PA	19138	Food Pantry/Cupboard
Christian Church of Divine Truth	6065 E. Wister Street	Philadelphia	PA	19138	Food Pantry/Cupboard
Corinthian Baptist Church	6113 N. 21st St.	Philadelphia	PA	19138	Food Pantry/Cupboard
New Covenant Presbyterian Church	6329 Limekiln Pike	Philadelphia	PA	19138	Food Pantry/Cupboard
St. Luke's Food Cupboard	5421 Germantown Avenue	Philadelphia	PA	19138	Food Pantry/Cupboard
Pathway Evangelical Church	5604 Chew Ave.	Philadelphia	PA	19138	Food Pantry/Cupboard
Grace Community Baptist Church	6628 Limekiln Pike	Philadelphia	PA	19138	Food Pantry/Cupboard
St. Benedict	1940 E. Chelten Ave.	Philadelphia	PA	19138	Food Pantry/Cupboard
Harambe Baptist Church	5648 Chew Ave.	Philadelphia	PA	19138	Food Pantry/Cupboard
Community Blessing Center	26 S. 57th Street	Philadelphia	PA	19139	Food Pantry/Cupboard



Mt. Olive	5501 Locust Street	Philadelphia	PA	19139	Food Pantry/Cupboard
Emmanuel A.M.E. Church	5917 Chestnut Street	Philadelphia	PA	19139	Food Pantry/Cupboard
Zion Hill Baptist Church	5301 Spruce St	Philadelphia	PA	19139	Food Pantry/Cupboard
Holy Temple Community Center	363 N. 60th St	Philadelphia	PA	19139	Food Pantry/Cupboard
Church of the Holy Apostles	260 S. 51st St.	Philadelphia	PA	19139	Food Pantry/Cupboard
Holy Temple of Lord	5116 Market Street	Philadelphia	PA	19139	Food Pantry/Cupboard
West Park Plaza	4600 Fairmount Ave	Philadelphia	PA	19139	Food Pantry/Cupboard
The Salvation Army	5501 Market St.	Philadelphia	PA	19139	Food Pantry/Cupboard
Tabernacle Lutheran Church	5843 Spruce St	Philadelphia	PA	19139	Food Pantry/Cupboard
Reeve Memorial Presbyterian Church	50th & Aspen St.	Philadelphia	PA	19139	Food Pantry/Cupboard
Our Lady of the Rosary Church	345 N. 63rd Street	Philadelphia	PA	19139	Food Pantry/Cupboard
Open Door Mission True Light Church	401 N. 52nd St.	Philadelphia	PA	19139	Food Pantry/Cupboard
Mt. Carmel Baptist Church	5732 Race St.	Philadelphia	PA	19139	Food Pantry/Cupboard
Holy Temple Church Community Center	363 N. 60th Street	Philadelphia	PA	19139	Food Pantry/Cupboard
The Word In Action	1539 W. Courtland Street	Philadelphia	PA	19140	Food Pantry/Cupboard
H.E.R.O. Community Center	3439 N. 17th Street	Philadelphia	PA	19140	Food Pantry/Cupboard
Taylor Memorial Baptist Church	Shepherds Kitchen	Philadelphia	PA	19140	Food Pantry/Cupboard
Nicetown CDC/NAC	4414 Germantown Avenue	Philadelphia	PA	19140	Food Pantry/Cupboard
Worldwide Evangelistic Church	3919 N. 5th Street	Philadelphia	PA	19140	Food Pantry/Cupboard
Zion Community Center	3600 N. Broad Street	Philadelphia	PA	19140	Food Pantry/Cupboard
Our Lady of Hope	1907 W. Tioga Street	Philadelphia	PA	19140	Food Pantry/Cupboard
Bridgeway, Inc	1800 W. Ontario St	Philadelphia	PA	19140	Food Pantry/Cupboard
Casa del Carmen	4400 N. Reese St.	Philadelphia	PA	19140	Food Pantry/Cupboard
Christ Church & St. Ambrose	PO Box 38109	Philadelphia	PA	19140	Food Pantry/Cupboard
Fellowship Tabernacle Church	4541 N. Broad St	Philadelphia	PA	19140	Food Pantry/Cupboard
First Redemption Church	4400 N. Broad St	Philadelphia	PA	19140	Food Pantry/Cupboard
Harold O. Davis Baptist Church	4500 N. 10th Street	Philadelphia	PA	19140	Food Pantry/Cupboard
Hunting Park CDC	3961 N. 9th St.	Philadelphia	PA	19140	Food Pantry/Cupboard
Iglesia Pente, Rosa de Saron	3718 N. Randolph St.	Philadelphia	PA	19140	Food Pantry/Cupboard
Memorial Tabernacle Baptist Church	2249 W. Hunting Park Ave	Philadelphia	PA	19140	Food Pantry/Cupboard
Opportunity Towers	1717 W. Hunting Park Ave	Philadelphia	PA	19140	Food Pantry/Cupboard
Hunting Park	1044C Rising Sun Ave	Philadelphia	PA	19140	Food Pantry/Cupboard
People In Progress	4131 N. Broad St.	Philadelphia	PA	19140	Food Pantry/Cupboard
St. Hugh Catholic Church	145 W. Tioga St.	Philadelphia	PA	19140	Food Pantry/Cupboard
Zion Baptist Church	3601 N. Broad St	Philadelphia	PA	19140	Food Pantry/Cupboard
Bible Believing Church	928 W. Duncannon Ave	Philadelphia	PA	19141	Food Pantry/Cupboard
Champlost Homes	1953 Nedro Avenue	Philadelphia	PA	19141	Food Pantry/Cupboard
Second Macedonia Baptist	1301 W. Ruscomb St	Philadelphia	PA	19141	Food Pantry/Cupboard
Our Lady of Hope	5200 N. Broad St.	Philadelphia	PA	19141	Food Pantry/Cupboard
Holy Rock Miss. Baptist	1980 Church Lane	Philadelphia	PA	19141	Food Pantry/Cupboard
Have Fun! Refund	1900 W. Logan St	Philadelphia	PA	19141	Food Pantry/Cupboard
Page Academy	1524 Champlost Avenue	Philadelphia	PA	19141	Food Pantry/Cupboard
Burning Bush Ministry	6037 Elmwood Avenue	Philadelphia	PA	19142	Food Pantry/Cupboard
Southwest Community Services	6424 Woodland Ave.	Philadelphia	PA	19142	Food Pantry/Cupboard



Catholic Social Services / Our Lady of Lo	6214 Grays Avenue	Philadelphia	PA	19142	Food Pantry/Cupboard
Paradise Emmanuel Church	4704 Woodland Ave.	Philadelphia	PA	19143	Food Pantry/Cupboard
St. Philip Lutheran Church	5210 Wylausing Avenue	Philadelphia	PA	19143	Food Pantry/Cupboard
New Spirit Presbyterian Church	5736 Chester Ave.	Philadelphia	PA	19143	Food Pantry/Cupboard
Allen Food Bank	5902 Addison St.	Philadelphia	PA	19143	Food Pantry/Cupboard
Black Concerned Citizens	5101 Pine St.	Philadelphia	PA	19143	Food Pantry/Cupboard
Concerned Parents Inc.	5407 Woodland Ave	Philadelphia	PA	19143	Food Pantry/Cupboard
Crusaders for Christ	1201 S. 47th St	Philadelphia	PA	19143	Food Pantry/Cupboard
59th Street Baptist Church	315 59th St	Philadelphia	PA	19143	Food Pantry/Cupboard
Bartram Village Tenant	5407 Bartram Drive	Philadelphia	PA	19143	Food Pantry/Cupboard
Mt Zion Baptist Church	5015 Woodland Ave	Philadelphia	PA	19143	Food Pantry/Cupboard
Southwest Com?ty Enrichment Center	1341 S. 46th St.	Philadelphia	PA	19143	Food Pantry/Cupboard
The People?s Baptist Church	5039 Baltimore Ave.	Philadelphia	PA	19143	Food Pantry/Cupboard
Theresa Maxis Center @ Most Blessed Sacra	5628 Chester Ave.	Philadelphia	PA	19143	Food Pantry/Cupboard
R.A.G.S. to Riches CDC	626 S. 60th Street	Philadelphia	PA	19143	Food Pantry/Cupboard
Judah House of Prayer	626 S. 60th Street	Philadelphia	PA	19143	Food Pantry/Cupboard
St. Cyprian Church	525 S. Cobbs Creek Parkway	Philadelphia	PA	19143	Food Pantry/Cupboard
St. Matthew's First Baptist Church	634 E. Chelten Ave	Philadelphia	PA	19144	Food Pantry/Cupboard
Adoni Baptist Church	221 E. Logan St	Philadelphia	PA	19144	Food Pantry/Cupboard
Polite Temple Baptist Church	38 E. Price Street	Philadelphia	PA	19144	Food Pantry/Cupboard
Wister Townhouse	292 E. Ashmead St	Philadelphia	PA	19144	Food Pantry/Cupboard
Enon Tabernacle Baptist Church	230 W. Coulter St	Philadelphia	PA	19144	Food Pantry/Cupboard
Germantown Settlement	324 E. High St	Philadelphia	PA	19144	Food Pantry/Cupboard
Grace Com'ty Christian Center	29 W. Johnson St	Philadelphia	PA	19144	Food Pantry/Cupboard
Happy Hollow Advisory Council	4800 Wayne Ave	Philadelphia	PA	19144	Food Pantry/Cupboard
Queen Lane Apartments	301 W. Queen Lane	Philadelphia	PA	19144	Food Pantry/Cupboard
St. Stephen's Memorial Baptist	15 W. Harvey St	Philadelphia	PA	19144	Food Pantry/Cupboard
St. Vincent De Paul Church	109 E. Price St.	Philadelphia	PA	19144	Food Pantry/Cupboard
Faith Chapel Church	108 E. Price St.	Philadelphia	PA	19144	Food Pantry/Cupboard
Wisdom Germantown Settlement	16 E. Wister St.	Philadelphia	PA	19144	Food Pantry/Cupboard
The Peace Factory	218 E. Haines Street	Philadelphia	PA	19144	Food Pantry/Cupboard
Youth Services, Inc	6325 Burbridge St	Philadelphia	PA	19144	Food Pantry/Cupboard
Zion Hill Church of God in Christ	529 E. Washington Lane	Philadelphia	PA	19144	Food Pantry/Cupboard
United Morton Homes Tenant	5842 Osceola Street	Philadelphia	PA	19144	Food Pantry/Cupboard
As the Holy Spirit Leads	1843 S. 22nd St	Philadelphia	PA	19145	Food Pantry/Cupboard
Chester Dionna Habitat for Children	2247 S. 15th Street	Philadelphia	PA	19145	Food Pantry/Cupboard
Tasker Homes	3103 Fernon St	Philadelphia	PA	19145	Food Pantry/Cupboard
Tasker St. Baptist Church	2018 Tasker St	Philadelphia	PA	19145	Food Pantry/Cupboard
Wilson Park	2500 Jackson St	Philadelphia	PA	19145	Food Pantry/Cupboard
Bibleway M.B. Church	1705 Point Breeze Ave.	Philadelphia	PA	19145	Food Pantry/Cupboard
Older Adult	2319 Fitzwater Street	Philadelphia	PA	19146	Food Pantry/Cupboard
Zion Hill Memorial Baptist Church	2702 Ellsworth Street	Philadelphia	PA	19146	Food Pantry/Cupboard
First Pentecostal Church	1503-1507 S. 20th Street	Philadelphia	PA	19146	Food Pantry/Cupboard
New Light Beulah Baptist	1701 Bainbridge St	Philadelphia	PA	19146	Food Pantry/Cupboard



Catholic Social Services / St. Charles Bo	1941 Christian Street	Philadelphia	PA	19146	Food Pantry/Cupboard
Church of the Redeemer Baptist	1440 S. 24th St	Philadelphia	PA	19146	Food Pantry/Cupboard
Ebenezer Church	15th and Christian Sts.	Philadelphia	PA	19146	Food Pantry/Cupboard
Greater Faith Church	1101 S. 27th St	Philadelphia	PA	19146	Food Pantry/Cupboard
John Gloucester House	2147 Manton St	Philadelphia	PA	19146	Food Pantry/Cupboard
Salvation Army / Grays Ferry Corps	3225 Reed St.	Philadelphia	PA	19146	Food Pantry/Cupboard
Tindley Temple U.M. Church	762 S. Broad St.	Philadelphia	PA	19146	Food Pantry/Cupboard
Zion Hill Memorial Baptist	2702 Ellsworth St	Philadelphia	PA	19146	Food Pantry/Cupboard
St. Gabriel Parish	2917 Dickinson St	Philadelphia	PA	19146	Food Pantry/Cupboard
One Day At A Time	425 South Broad St.	Philadelphia	PA	19147	Food Pantry/Cupboard
United Communities-Hawthorne	1100 Catherine St	Philadelphia	PA	19147	Food Pantry/Cupboard
Christ Presbyterian Church	1020 S. 10th Street	Philadelphia	PA	19147	Food Pantry/Cupboard
Southeast Asian Mutual Assoc	1622 S. 7th St	Philadelphia	PA	19148	Food Pantry/Cupboard
St. Paul's Episcopal Church	2611 S. Broad St	Philadelphia	PA	19148	Food Pantry/Cupboard
United Com'ty Houston	2029 S. 8th St	Philadelphia	PA	19148	Food Pantry/Cupboard
Renew In Christ Ministry	1734 South 5th Street	Philadelphia	PA	19148	Food Pantry/Cupboard
Temple Shalom Mitzvah	Large St. & Roosevelt Blvd.	Philadelphia	PA	19149	Food Pantry/Cupboard
Remmanil Church	7710 Ogontz Avenue	Philadelphia	PA	19150	Food Pantry/Cupboard
Phila Deliverance Taber. Church	7501 Ogontz Ave	Philadelphia	PA	19150	Food Pantry/Cupboard
St. Rose of Lima Church	1535 N. 59th Street	Philadelphia	PA	19151	Food Pantry/Cupboard
Asian American Com'ty Center	6218 Woodbine Ave	Philadelphia	PA	19151	Food Pantry/Cupboard
Calvin Presbyterian Church	1401 N. 60th St.	Philadelphia	PA	19151	Food Pantry/Cupboard
Children of the Light Mission	734 North 63rd St.	Philadelphia	PA	19151	Food Pantry/Cupboard
St. Barnabas Mission	6400 Haverford Ave.	Philadelphia	PA	19151	Food Pantry/Cupboard
Good Samaritan Baptist Church	6148 Lansdowne Ave.	Philadelphia	PA	19151	Food Pantry/Cupboard
New World Association	2218 Glendale Ave	Philadelphia	PA	19152	Food Pantry/Cupboard
Eastwick United Methodist Church	8321 Lindbergh Blvd.	Philadelphia	PA	19153	Food Pantry/Cupboard
Holy Redeemer	12265 Townsend Rd	Philadelphia	PA	19154	Food Pantry/Cupboard



<b>Nursing Home</b>	<b>Organization Type*</b>	<b>#Licensed Beds**</b>	<b># Set Up &amp; Staffed Beds</b>	<b>#Medicare Certified Beds</b>	<b>#Medicaid Certified Beds</b>	<b>Percent Beds Occupied</b>
<b>Bucks County</b>						
ATTLEBORO NURSING & REHAB CENTER	25	179	179	179	179	97.2
BELLE HAVEN	24	59	57	59	59	79.5
BRIARLEAF NURSING & CONVALESCENT CTR IN	25	178	178	178	178	98.3
BUCKINGHAM VALLEY REHAB & NURSING CENTE	25	130	130	130	130	96.0
CHANDLER HALL HEALTH SERVICES	21	53	53	53	53	97.2
CHRISTS HOME RETIREMENT CENTER	21	24	24	24	24	93.2
CRESTVIEW CENTER	25	180	179	180	180	96.1
FOX SUBACUTE CENTER	25	60	60	60	60	90.0
GOLDEN LIVING CENTER DOYLESTOWN	25	120	120	120	120	93.9
GREENLEAF NURSING & CONVALESCENT CENTER	25	130	130	130	130	96.2
HERITAGE TOWERS	21	60	60	60	60	96.8
LANGHORNE GARDENS REHAB & NURSING CTR	25	120	120	120	120	93.9
LIFEQUEST NURSING CENTER	21	140	140	140	140	93.5
LUTHERAN COMMUNITY AT TELFORD	21	75	75	75	75	96.0
MAJESTIC OAKS	24	180	180	180	180	96.1
MANORCARE HEALTH SERVICES YARDLEY	25	150	150	150	150	91.6
MASONIC VILLAGE AT WARMINSTER	22	28	28	28	28	97.8
NESHAMINY MANOR HOME	12	360	360	360	360	98.2
PENNSWOOD VILLAGE	21	53	53	53	53	96.9
PHOEBE RICHLAND HEALTH CARE CENTER	21	143	120	143	143	96.3
PICKERING MANOR HOME	21	47	47	47	47	95.8
PINE RUN HEALTH CENTER	21	127	74	127	127	88.6
QUAKERTOWN CENTER	25	138	138	138	138	94.6
RENAISSANCE GARDENS AT ANNS CHOICE	21	66	66	66	0	86.7
RICHBORO REHAB & NURSING CENTER	25	82	82	82	82	93.8
ROCKHILL MENNONITE COMMUNITY	20	90	90	90	90	96.1
SILVER LAKE CENTER	21	174	174	174	174	94.0
STATESMAN HEALTH & REHABILITATION CTR	25	101	101	101	101	95.6
TWINING HALL	21	82	82	82	0	87.5





VALLEY MANOR NURSING & REHAB CENTER	25	180	180	180	180	97.5
WILLOWBROOKE COURT AT SOUTHAMPTON ESTAT	22	120	120	120	0	87.7
WOOD RIVER VILLAGE NURSING CENTER	25	17	17	17	0	87.3
<b>COUNTY TOTAL</b>	-	3,646	3,567	3,646	3,308	94.7

<b>Montgomery County</b>						
AMBLER EXTENDED CARE CENTER	25	100	100	100	100	97.2
ANDORRA WOODS HEALTHCARE CENTER	25	244	236	244	244	85.7
ARISTACARE AT MEADOW SPRINGS	25	153	150	153	153	94.4
ARTMAN LUTHERAN HOME	21	61	61	61	61	95.8
BEAUMONT AT BRYN MAWR	21	46	46	46	0	93.1
BROOKSIDE HEALTHCARE & REHAB CENTER	25	120	120	120	120	93.4
CHESTNUT HILL LODGE HEALTH & REHAB CTR	25	200	200	200	200	80.0
DOCK TERRACE	21	72	72	72	72	97.2
DRESHER HILL HEALTH & REHABILITATION CT	25	118	118	118	118	94.2
EDGEHILL NURSING & REHABILITATION CENTE	21	60	60	60	60	97.6
ELKINS CREST HEALTH & REHAB CENTER	25	150	150	150	150	96.9
ELM TERRACE GARDENS	21	72	72	72	72	99.7
FAIRVIEW CARE CENTER OF PAPERMILL ROAD	25	129	129	129	129	96.6
FOULKEWAYS AT GWYNEDD	21	50	44	50	0	86.4
FOX SUBACUTE AT CLARA BURKE	25	60	60	60	60	94.0
FREDERICK LIVING - CEDARWOOD	21	61	61	61	61	96.0
GARDEN SPRING CENTER	25	173	173	173	173	96.8
GOLDEN LIVING CENTER LANSDALE	25	126	126	126	126	90.7
GOLDEN LIVING CENTER ROSEMONT	25	76	76	76	76	92.0
GWYNEDD SQUARE CTR FOR NSG & CONV CARE	24	181	181	181	181	93.8
HARSTON HALL	25	120	120	120	120	93.4
HEALTH CENTER AT THE HILL AT WHITEMARSH	21	60	60	60	0	80.8
HILLCREST CENTER	25	180	180	180	180	95.3
HOLY REDEEMER HOSPITAL TRANS CARE UNIT	21	21	21	21	21	81.4
HOPKINS CENTER	24	106	106	106	106	94.5
IVY HILL REHABILITATION & NURSING CENTE	25	145	145	145	145	94.3
LANKENAU HOSPITAL TRANSITIONAL CARE CTR	21	22	22	22	0	89.4
LUTHER WOODS CONVALESCENT CENTER	24	140	140	140	140	81.0



MADLYN & LEONARD ABRAMSON CENTER	22	324	324	324	324	97.8
MANORCARE HEALTH SERVICES HUNTINGDON VA	25	130	130	130	130	85.3
MANORCARE HEALTH SERVICES KING OF PRUSS	25	150	150	150	150	90.7
MANORCARE HEALTH SERVICES LANSDALE	25	170	170	170	170	92.4
MANORCARE HEALTH SERVICES POTTSTOWN	25	165	159	165	165	91.9
MASONIC VILLAGE AT LAFAYETTE HILL	21	60	60	60	60	97.4
MEADOWOOD	21	59	59	59	0	95.7
MEADOWS AT SHANNONDELL	25	60	60	60	0	98.6
PARKHOUSE PROVIDENCE POINTE	12	467	467	249	467	97.4
PENNSBURG MANOR	25	120	120	120	120	94.1
PETER BECKER COMMUNITY	25	72	72	72	72	88.2
PHOEBE WYNCOTE	21	58	58	58	58	91.0
POTTSTOWN MEM MED CTR TRANS CARE UNIT	25	8	8	8	0	77.7
REGINA COMMUNITY NURSING CENTER	21	121	121	121	121	95.7
RITTENHOUSE PINE CENTER	25	120	120	120	120	92.5
RYDAL PARK OF PHILADELPHIA PRESBY HOMES	21	114	114	114	114	92.0
SAINT JOSEPH VILLA	20	106	106	106	106	92.3
SAINT MARY MANOR	20	120	120	120	120	96.5
SANATOGA CENTER	25	130	130	130	130	94.0
SAUNDERS HOUSE	21	180	180	180	180	93.6
SILVER STREAM CENTER	25	120	120	120	120	95.1
SOUDERTON MENNONITE HOMES	21	61	61	61	61	98.7
ST JOSEPHS MANOR	21	296	296	296	296	97.1
SUBURBAN WOODS HEALTH & REHAB CENTER	25	120	120	120	120	92.0
TOWNE MANOR EAST	21	120	120	120	120	96.6
TOWNE MANOR WEST	21	119	119	119	119	96.8
WAVERLY HEIGHTS LTD	21	60	44	60	0	92.7
WILLOW RIDGE CENTER	25	109	109	109	109	81.1
WILLOWBROOKE COURT AT BRITTANY POINTE	21	92	92	92	92	29.6
WILLOWBROOKE COURT AT FT WASHINGTON EST	21	40	40	40	0	96.0
WILLOWBROOKE COURT AT NORMANDY FARMS	21	73	73	73	0	96.8
WILLOWBROOKE COURT AT SPRING HOUSE ESTS	21	96	96	96	0	92.2
WYNDMOOR HILLS HEALTH CARE & REHAB CTR	25	77	77	77	0	55.7
<b>COUNTY TOTAL</b>	-	7,163	7,124	6,945	6,512	92.0



<b>Philadelphia County</b>						
ANGELA JANE PAVILION	25	49	49	49	0	65.5
BALA NURSING & RETIREMENT CENTER	24	180	180	180	180	98.9
CARE PAVILION NURSING & REHAB CENTER	24	396	396	396	396	96.4
CARING HEART REHAB & NURSING CENTER	21	249	210	249	249	96.1
CATHEDRAL VILLAGE	21	148	148	148	148	87.5
CENTENNIAL HEALTHCARE & REHAB CENTER	25	180	180	180	180	96.3
CHAPEL MANOR	25	240	238	240	240	97.2
CHELTENHAM NURSING & REHABILITATION CTR	21	255	255	60	255	92.8
CHELTENHAM YORK ROAD NURSING & REHAB CT	24	240	240	240	240	99.0
CLIVEDEN NURSING & REHABILITATION CENTE	24	180	180	180	180	95.9
DEER MEADOWS RETIREMENT COMMUNITY	21	206	206	206	206	67.5
DELAWARE VALLEY VETERANS HOME	11	130	130	0	130	99.8
EVANGELICAL MANOR	21	120	120	120	120	91.7
FAIRVIEW CARE CENTER OF BETHLEHEM PIKE	25	176	176	176	176	94.8
GERMANTOWN HOME	21	180	180	180	180	97.1
GLENDALE UPTOWN HOME	24	240	240	240	240	92.7
GOLDEN LIVING CENTER STENTON	25	94	94	94	94	92.7
HOLY FAMILY HOME	21	45	45	45	45	96.1
IMMACULATE MARY HOME	20	296	296	296	296	97.7
INGLIS HOUSE	20	297	297	297	297	98.9
KEARSLEY REHABILITATION & NURSING CENTE	24	84	84	84	84	98.8
LAFAYETTE REDEEMER	21	120	120	120	120	94.9
LIBERTY COURT-GENESIS HEALTHCARE	25	150	150	150	150	87.4
MAPLEWOOD NURSING & REHABILITATION CTR	24	180	180	180	180	97.3
MARWOOD REST HOME INC	25	87	87	87	87	97.1
OAKWOOD HEALTHCARE & REHAB CENTER	22	148	148	148	148	88.9
PARK PLEASANT HEALTH CARE FACILITY	25	123	123	123	123	96.6
PAULS RUN	21	120	120	120	120	91.5
PENN CENTER FOR REHABILITATION & CARE	22	124	124	124	124	90.7
PENNSYLVANIA HOSPITAL SKILLED CARE CTR	21	21	21	21	0	72.0
PENNYPACK CENTER	25	54	54	54	54	88.8
PHILADELPHIA NURSING HOME	21	451	451	96	451	95.0
PHILADELPHIA PROTESTANT HOME	21	126	126	126	126	97.1



PRESBYTERIAN CENTER FOR CONTINUING CARE	21	26	19	26	0	87.0
RIVERS EDGE NURSING & REHAB CENTER	24	120	120	69	120	91.8
SACRED HEART FREE HOME	21	37	30	0	0	58.9
SIMPSON HOUSE INC	21	154	154	154	154	94.4
SOMERTON CENTER	25	241	241	241	241	90.9
SPRINGS AT THE WATERMARK	25	109	109	109	109	93.3
ST IGNATIUS NURSING HOME	21	176	176	176	176	88.2
ST JOHN NEUMANN NURSING HOME	21	226	226	226	226	97.8
ST MONICA MANOR	21	180	180	180	180	97.9
TRANSITIONAL CARE UNIT AT NAZARETH HOSP	21	28	28	28	0	74.1
TUCKER HOUSE NURSING & REHAB CENTER	25	180	180	180	180	98.3
WESLEY ENHANCED LIVING AT STAPELEY	21	120	120	120	120	94.7
WILLOW TERRACE	24	180	180	180	180	93.3
WILLOWCREST	25	138	138	138	138	51.7
<b>COUNTY TOTAL</b>	-	7,604	7,549	6,836	7,443	92.9

Source: Pennsylvania Department of Health 2011 Nursing Home Reports, available online at <http://www.portal.state.pa.us/portal/server.pt?open=514&objID=596753&mode=2>

Prepared by PHMC

\*Organization Type: Type of organization legally responsible for the operation of the facility. 11=State 12=County 14=City/County 22=Nonprofit, Other 23=Profit, Individual Investor, 24=Profit, Partnership, 25=Profit, Corporation, 20=Church Owned/Operated, 21=Nonprofit Corporation.

\*\* Bed Data as of 12/31/11



## **APPENDIX F: SIGNIFICANCE TABLES**



## Comparison of Fox Chase Cancer Center’s Service Area to Remainder of SEPA

### Adults

Health Measure	
In recovery for alcohol or other drugs	ns
In fair or poor health	ns
Ever diagnosed with asthma	ns
Ever diagnosed with diabetes	.01
Ever diagnosed with cancer	ns
Ever diagnosed with high blood pressure	ns
Currently has health insurance (ages18-64)	ns
Currently has prescription drug coverage	ns
Has a regular source of healthcare	.01
Did not fill prescription in past year due to cost.	.01
Did not receive care in past year due to cost	ns
Overweight or obese (BMI 25 or higher)	.01
Fewer than 4 servings of fruits and vegetables per day	.05
Consumed fast food two or more times in past week	ns
Fewer than 3 days with 30 minutes of exercise per week in past month	ns
Currently smokes cigarettes	ns
Tried to quit smoking in past year	ns
Problem drinking (5+ drinks in a day during past month)	ns
Visits to healthcare provider in past year	.001
Dental visit in past year	ns
Blood pressure taken in past year	.05
Pap test in past year (female)	ns
Breast exam in past year (female)	ns
Mammogram in past year (female 40+)	ns
Prostate screening in past year (male 45+)	ns
Colonoscopy or sigmoidoscopy in past year (50+)	ns

### Elderly (65+)

Health Measure	
In fair or poor health	ns
Signs of depression (based on 4+ symptoms in 10 point scale)	ns
Any ADL limitations	ns
Any IADL limitations	ns

**KEY:** ns = not significant, .05 = statistically significant,  
.01 = very statistically significant, .001 = very highly statistically significant  
**Green** = statistically significantly better than remainder of SEPA  
**Red** = statistically significantly worse than remainder of SEPA



## Children

Health Measure	
In fair or poor health	ns
Has a regular source of healthcare	ns
Dental visit in past year (ages 4+)	ns
Overweight or obese (BMI percentile $\geq 85$ )	ns

**KEY:** ns = not significant, .05 = statistically significant,  
.01 = very statistically significant, .001 = very highly statistically significant  
**Green** = statistically significantly better than remainder of SEPA  
**Red** = statistically significantly worse than remainder of SEPA



**APPENDIX G:  
INFORMATION ON FOX CHASE CANCER CENTER'S TUMOR REGISTRY**





## **Fox Chase Cancer Center Tumor Registry**

A cancer registry is an information system designed for the collection, management, and analysis of data on persons with the diagnosis of a malignant or neoplastic disease (cancer). The cancer registry's main function is to monitor the quality of patient care, which is demonstrated through the collection and coding of standardized data for all patients diagnosed and/or treated within Fox Chase Cancer Center. In turn, the cancer database functions as a centralized repository for over 200 data fields, supporting text documentation, and diagnoses and treatment facts for each oncology patient. The following information is maintained:

- Demographic Information: Age, gender, race/ethnicity, birthplace and residence.
- Medical History: Physical findings, screening information, occupation and any history of a previous cancer.
- Diagnostic Findings: Types, dates and results of procedures used to diagnose cancer.
- Cancer information: Primary site, cell type and extent of disease.
- Cancer Therapy: Surgery, radiation therapy, chemotherapy, hormone or immunotherapy.
- Follow-up: Annual information concerning treatment, recurrence, and patient status is updated to maintain accurate surveillance information.